

**This document** has been scanned from hard-copy archives for research and study purposes. Please note not all information may be current. We have tried, in preparing this copy, to make the content accessible to the widest possible audience but in some cases we recognise that the automatic text recognition maybe inadequate and we apologise in advance for any inconvenience this may cause.

**TECHNICAL PAPER No. 44**

**WEDDING BELLS STATE FOREST POLE TEST  
A REVIEW OF THE ORIGINAL INSTALLATION**

**BY**

**W. D. GARDNER**



**FORESTRY COMMISSION OF NEW SOUTH WALES**

**WEDDING BELLS STATE FOREST POLE TEST  
A REVIEW OF THE ORIGINAL INSTALLATION**

**by**

**W. D. GARDNER**

**FOREST PRODUCTS UTILIZATION SECTION  
WOOD TECHNOLOGY AND FOREST RESEARCH DIVISION  
FORESTRY COMMISSION OF NEW SOUTH WALES  
SYDNEY  
1989**

**Technical Paper No. 44  
September 1989**

**Published by:**

**Forestry Commission of New South Wales,  
Wood Technology and Forest Research Division,  
27 Oratava Avenue, West Pennant Hills, 2125  
P.O. Box 100, Beecroft N.S.W. 2119  
Australia.**

**Copyright © 1989 Forestry Commission of New South Wales**

**ODC 922.1 (944)  
ISSN 0548 - 6807  
ISBN 0 7305 5603 4**

TABLE OF CONTENTS	PAGE
INTRODUCTION.....	1
PUBLICATIONS.....	1
INSTALLATION.....	1
DETAILS OF INSPECTIONS, ADDITIONAL INSTALLATION, RETREATMENTS AND CHANGE OF TREATMENT.....	7
1. <i>Inspections</i> .....	7
(a) <i>November 1978 inspection</i> .....	7
(b) <i>October 1980 inspection</i> .....	8
(c) <i>September 1983 inspection</i> .....	8
(d) <i>September 1986 inspection</i> .....	9
(e) <i>September 1987 inspection</i> .....	9
2. <i>Additional Installation</i> .....	9
3. <i>Retreatments</i> .....	9
(a) <i>November 1978 retreatments</i> .....	10
(b) <i>October 1980 retreatments</i> .....	10
(c) <i>September 1983 retreatments</i> .....	10
4. <i>Change of Treatments</i> .....	11
SUMMARY OF ORIGINAL INSTALLATION.....	11
REFERENCES.....	38
<b>TABLES</b>	
Table 1. Pole types and treatments (Anon, 1977).....	2
Table 2. Post-installation events.....	13
Table 3. Individual pole event history.....	14
<b>FIGURES</b>	
Figure 1. Plan of Wedding Bells State Forest pole test site..... (Johnstone and Eldridge, 1985)	4
Figure 2. Revised plan of Wedding Bells State Forest pole test site.....	5
Figure 3. Poles with pole caps fitted at Wedding Bells State Forest pole test site.....	6

## INTRODUCTION

A pole test was installed in Wedding Bells State Forest, near Coffs Harbour, New South Wales, in November, 1976. The purpose of the test was to determine the ability of untreated and preservative treated transmission poles, both with and without additional (after installation) physical or chemical protection, to withstand attack by termites and soft rot fungi in a high soft rot hazard area. Additional poles have been installed at various times since 1976, but most of these latter installations were outside the original test compartments and have not been considered in this review.

The purpose of this review is to describe all activities that have occurred within the original test compartments up to September, 1989. These activities include installation, inspection, retreatment and change of treatment. Assessment of data and relevance of treatments today will be considered in a subsequent report.

This review is based mainly on unpublished data contained in field notes. As there has been no single identifiable file containing all data related to the test site, the data presented may be incomplete. Some of the data required interpretation. Where such interpretation led to significant doubts as to the meaning of the data, they have been included in this review and their inconclusiveness noted.

## PUBLICATIONS

There appear to be four publications that describe various stages of the Wedding Bells State Forest Pole Test. Edwards *et al.* (1975) described the site selection process and Anon (1977) described the installation. Johnstone (1978) reported on the first inspection and Johnstone and Eldridge (1985) reported the results of an inspection in September, 1983. These publications have been adapted and/or republished on several occasions.

## INSTALLATION

The test poles were installed in November, 1976. The installation was originally reported (Anon, 1977) as consisting of eight compartments each containing six pole types with 17 treatments (A to H, J to N, P to S) plus four additional pole types with one treatment (Table 1), that is, a total of 106 poles in each of eight compartments. In all later publications, one treatment (S) was deleted and it was implied that the trial consisted of six pole types with 16 treatments plus four additional poles i.e. 100 poles/compartments. Johnstone and Eldridge (1985) stated that there were 90 poles/compartments, however, a map of the test site (Figure 1) in their publication shows 96 poles/compartments for all compartments except compartment 4, which has 95 poles. The site has been re-inspected and a revised site plan prepared (see Figure 2).

Some poles were installed with pole caps fitted. These poles are identified in Figure 3.

One additional pole (2R) was stated to have been added to compartments 2, 3, 6 and 8 in October, 1979 (see Figure 1) but the revised site plan shows that the additional poles were only added to compartments 2, 3 and 6 (see Figure 2).

All activities including inspection, additional installation, retreatment and change of treatment are detailed in this report. Each activity has been assigned an event classification (Table 2) and the event history for each pole is given in Table 3.

**Table 1.** Pole types and treatments (Anon, 1977).

Code	Designation	Description
<b>Pole Types</b>		
1	Pentachlorophenol	<i>Eucalyptus maculata</i> with pentachlorophenol impregnated sapwood.
2	Untreated	<i>E. maculata</i> - debarked with sapwood retained.
3	CCA (Tan C)	<i>Pinus radiata</i> with copper chrome arsenic salt (Tanalith C) impregnated sapwood.
4	CCA (Tan C)	<i>E. maculata</i> with copper chrome arsenic salt (Tanalith C) impregnated sapwood.
5	Creosote	<i>E. maculata</i> with high temperature creosote impregnated sapwood.
6	Untreated	De-sapped durable eucalypt species.
<b>Treatments</b>		
A	Concrete collar	Concrete poured <i>in situ</i> around the pole to a depth of 500 mm below the groundline.
B	Blue 7	A concentrate of fluorine, boron and copper salts encased in a bandage.
C	Tar enamel	A coal tar derivative produced by Koppers Australia Pty. Ltd.
D	CCA concoction	A gelatinous copper chrome arsenic paste covered with polythene sheeting.
E	Polyurethane foam	Polyurethane encasing the pole from the groundline to a depth of 500 mm below the groundline.
F	H.T. creosote	High temperature creosote conforming to AS 1143 -1973.
G	H.T. creosote plus 0.5% aldrin	As above plus 0.5% aldrin.
H	Control	Untreated.
J	5% PCP in oil	5% pentachlorophenol in oil plus 0.5% aldrin.
K	Pole-nu	A gelatinous paste of creosote, pentachlorophenol and sodium fluoride in a bandage.
L	H.D. cream	A paste containing 5% pentachlorophenol and 1% heptachlor.
M	Polythene encapsulatin	Polythene sheeting encasing the pole from the groundline to a depth of 500 mm below the groundline.
N	Basilit BFB	A concentrate of fluorine, boron and copper salts encased in a bandage.

Table 1. (cont).

Code	Designation	Description
P	Polyurethane foam plus additives	Polyurethane foam plus 5% pentachlorophenol plus 0.5% aldrin encasing the pole from the groundline to a depth of 500 mm below the groundline.
Q	Ammonium sulphate	0.5 kg per pole applied around the pole at ground level to induce soft rot.
R	Polythene	Heat shrunk cross-linked polyethylene.
S	Creosote grease	A gelatinous paste of creosote produced by Protectex Chemicals Pty. Ltd.

**Additional Poles**

7	CCA (Celcure A)	<i>E. maculata</i> with copper chrome arsenic salt (Celcure A) impregnated sapwood.
8	Creosote	<i>P. radiata</i> with high temperature creosote impregnated sapwood.
9	Pentachlorophenol	<i>P. radiata</i> with pentachlorophenol impregnated sapwood.
10	Creosote	De-sapped <i>E. maculata</i> - creosote boultonised heartwood.

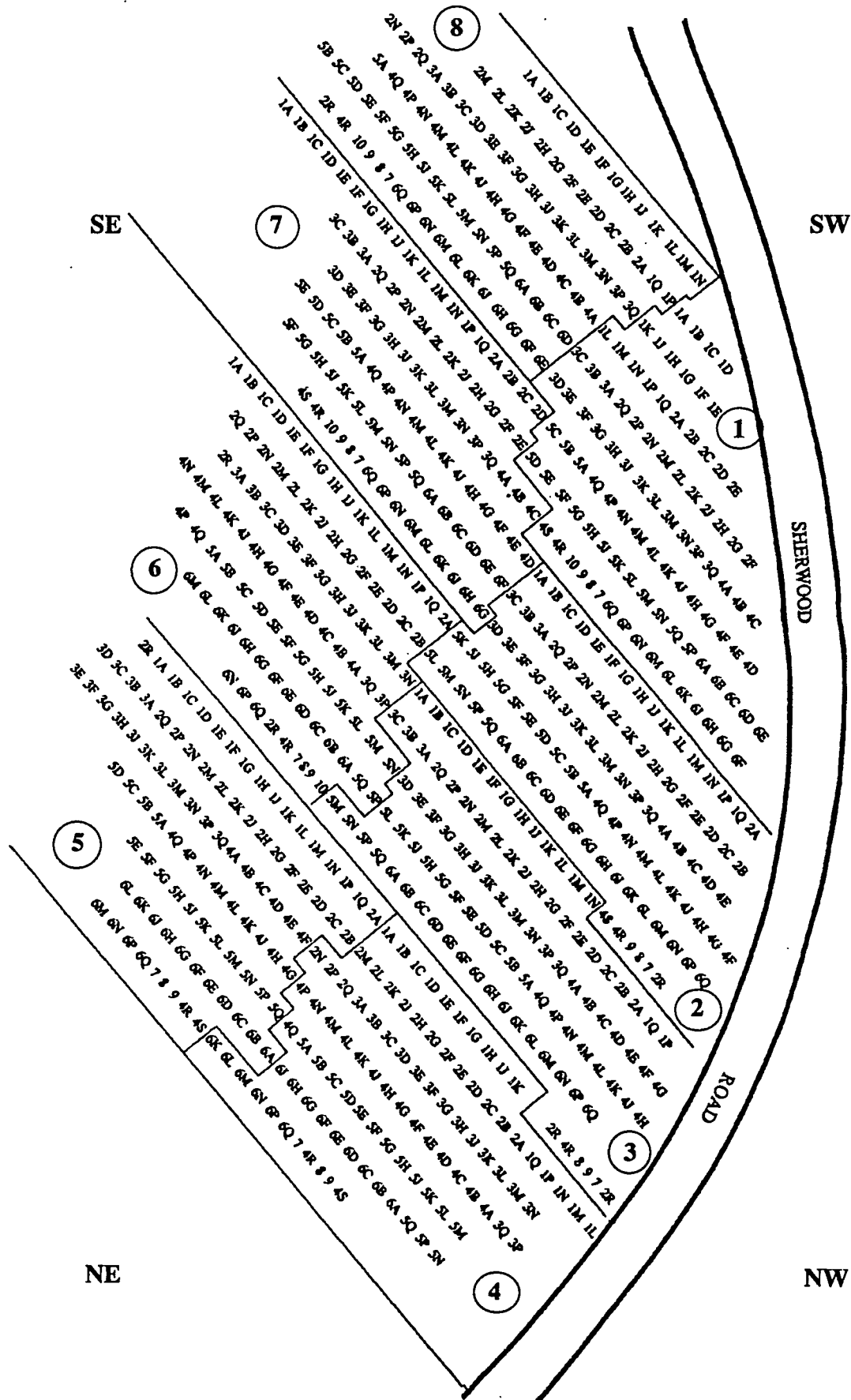


Figure 1. Plan of Wedding Bells State Forest pole test site (Johnstone and Eldridge, 1985).

- - Specimen cannot be identified
- X - Missing specimen

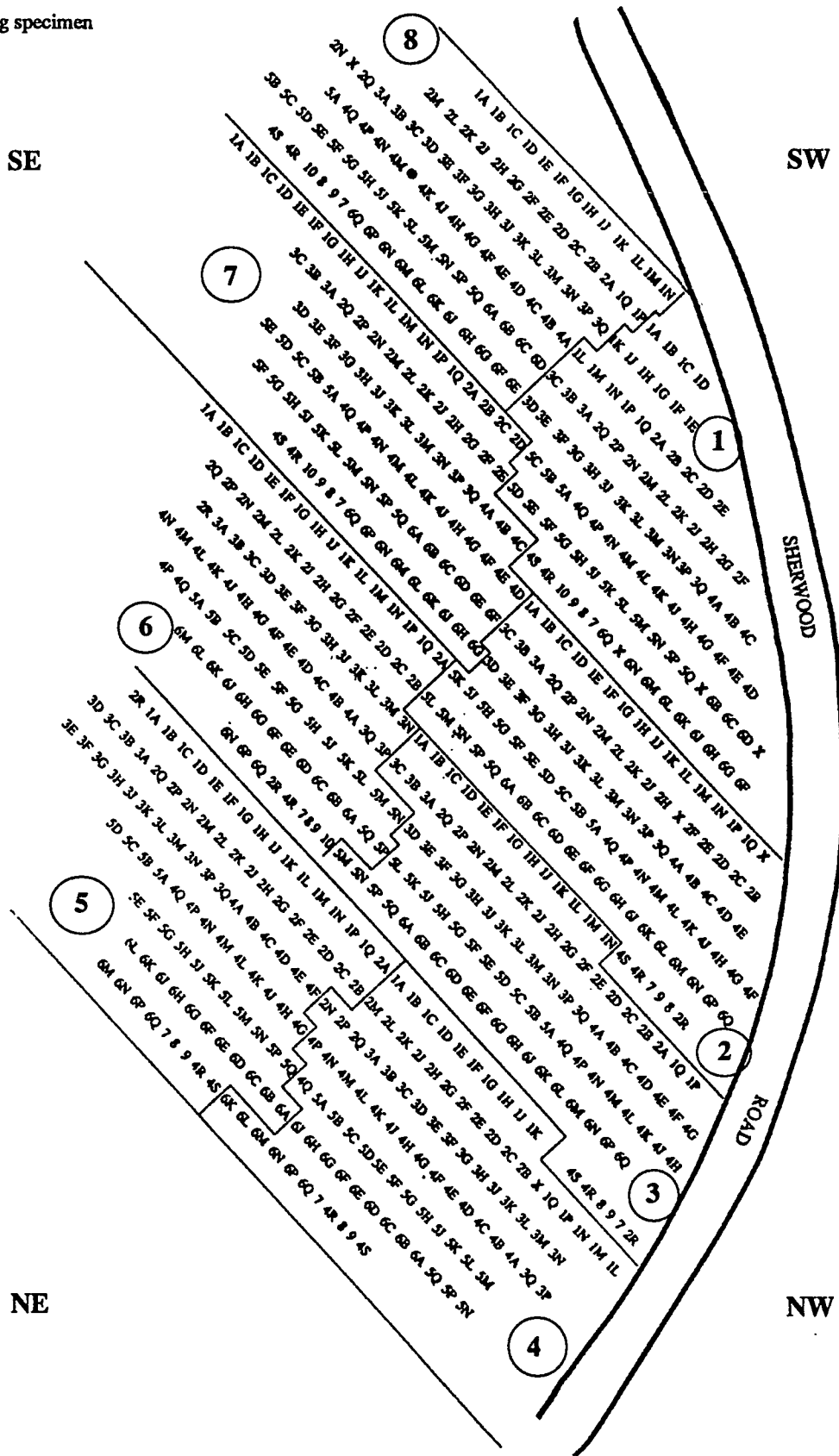


Figure 2. Revised plan of Wedding Bells State Forest pole test site.

- O - Specimen fitted with pole cap
- - Specimen cannot be identified
- X - Missing specimen

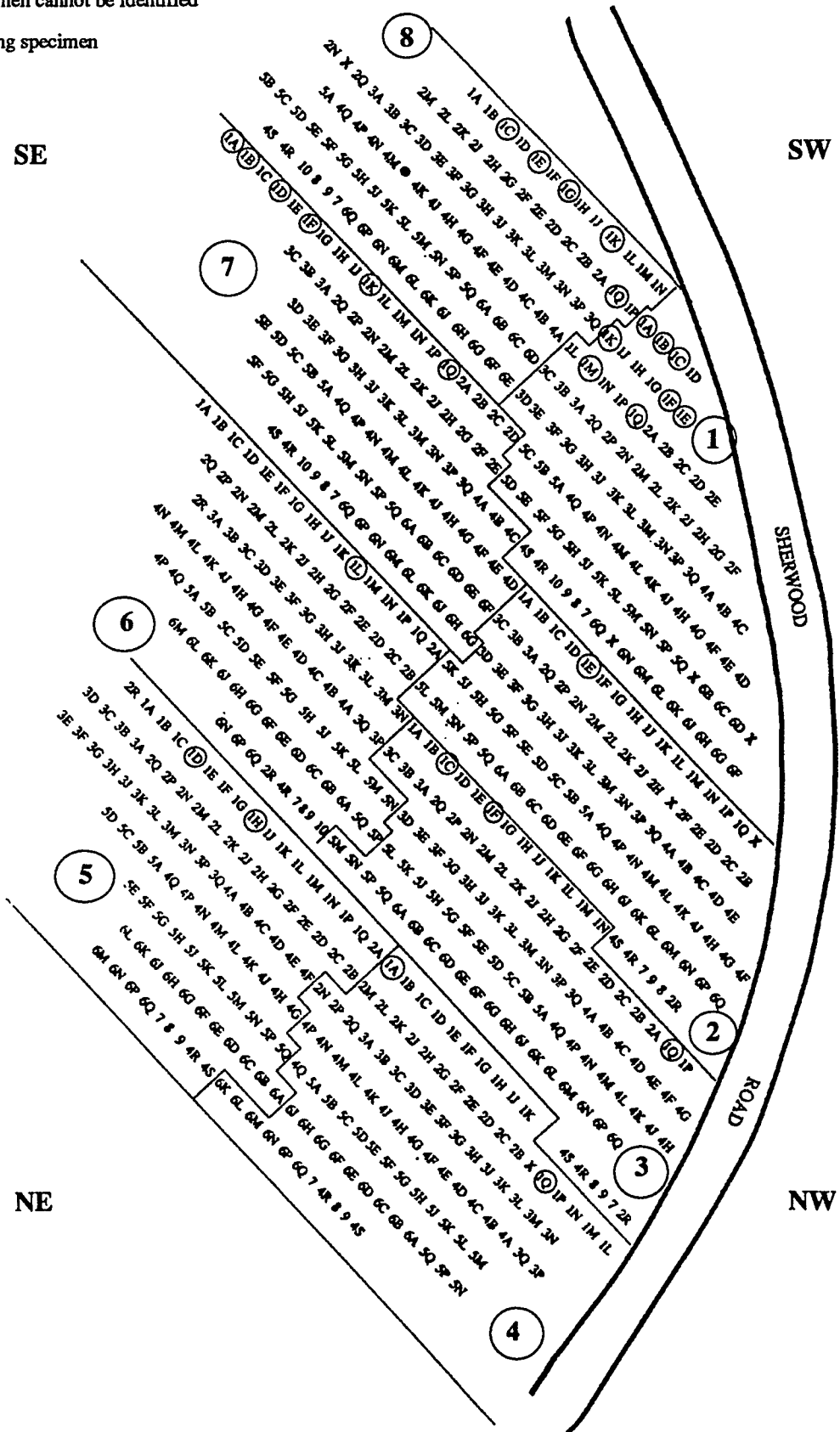


Figure 3. Poles with pole caps fitted at Wedding Bells State Forest pole test site.

## DETAILS OF INSPECTIONS, ADDITIONAL INSTALLATION, RETREATMENTS AND CHANGE OF TREATMENT

### 1. *Inspections*

Inspections were carried out on some of the test poles in:-

November 1978	(event A, Table 2)
October 1980	(events B, C, D and E, Table 2)
September 1983	(event H, Table 2)
September 1986	(events K and L, Table 2)
September 1987	(events O and P, Table 2).

There were several types of inspections involved.

#### **Visual inspection**

Test poles were excavated to a depth of approximately 450 mm and the groundline and below ground exterior surface examined around the full perimeter at depths of 200 mm and 450 mm (Johnstone and Eldridge, 1985).

The depth of degrade into the test poles caused by fungal attack was assessed by probing with a sharp implement and the test poles were rated on a standardised basis of four points - the rating of four indicating no degrade was present down to zero where no sound sapwood remained. There is no record of how the standardised rating was calculated, that is, worst case, average depth of decay, etc. Visual inspections were events A, B, H, K and O (Table 2).

#### **Pilodyn inspection**

The Pilodyn is an instrument which uses a spring driven pin to determine the soundness of the outer surface of a pole. Poles were inspected at groundline and also above and below groundline but no data are available on testing distances above and below groundline. A single value was given for each test position. No information is available as to whether this is a mean of a prescribed or random number of tests or the maximum or minimum value at the test position. Pilydyn inspections were events C and L (Table 2).

#### **Microscopic inspection**

Sample cores were extracted at the groundline and 150 mm, 300 mm and 600 mm below the groundline. The sample cores were sectioned at 5 mm intervals along their length and the sections microscopically examined for evidence of soft rot degrade. Microscopic inspection is event P (Table 2).

#### **Moisture content determination**

The moisture content was determined using an electrical resistance moisture meter. Moisture content determination is event D (Table 2).

##### *(a) November 1978 inspection*

- (i) A visual inspection of one quadrant of each pole type 2 (event A, Table 2).
- (ii) A visual inspection of the full perimeter of all poles in compartment 3 (event A, Table 2).

(b) *October 1980 inspection*

- (i) Fifty percent of all replicates of all treatments (except A) of pole type 2 were randomly selected from the whole test site for visual inspection. Five replicates (from a total of eight) of treatment A of pole type 2 were selected for inspection.
- (ii) Fifty percent of all replicates of all treatments (except treatment S) of pole type 4 were selected for visual inspection with the pre-condition that all replicates of pole type 4 in compartment 4, with the exception of treatments N and P, were included in the sample.
- (iii) Fifty percent of replicates of pole type 3 with treatment H were randomly selected for visual inspection.
- (iv) Fifty percent of replicates of pole type 3 with treatment M were randomly selected for visual inspection.
- (v) Fifty percent of replicates of pole type 5 with treatment H were randomly selected for visual inspection.
- (vi) Fifty percent of pole type 5 with treatment M were randomly selected for visual inspection.

One value was recorded for the visual inspection of each pole. There is no information as to where the pole was inspected (groundline, above or below) or whether the result was a best, worst or average result.

Inspections (i), (ii), (iii), (iv), (v) and (vi) above are event B (Table 2).

- (vii) Pilodyn inspections were also made above, at and below groundline on all test poles listed for visual inspection in (i), (ii), (iii), (iv), (v) and (vi) above and are event C (Table 2).
- (viii) Moisture contents were also determined on all test poles listed in (i), (ii), (iii), (iv), (v) and (vi) above and are event D (Table 2). The test position was not noted.
- (ix) The CSIRO Division of Building Research (now CSIRO Division of Forest Products) core sampled:

Pole type 3 with treatments B and N  
Pole type 4 with treatments B and N  
Pole type 5 with treatments B and N

for microscopic examination in compartments 1, 2 and 3. These poles were visually assessed if they were included in (i), (ii), (iii), (iv), (v) and (vi) above and are event E (Table 2).

(c) *September 1983 inspection*

- (i) All test poles in compartment 4 were visually inspected at the groundline and at 200 mm and 450 mm below groundline.
- (ii) Pole types 1, 2, 3, 4, 5 and 6 with treatment H in all compartments were visually inspected at the groundline and at 200 mm and 450 mm below the groundline.
- (iii) Pole types 1, 2, 3, 4, 5 and 6 with treatment A in compartments 2, 3 and 4 were visually inspected at the groundline and at 200 mm and 450 mm below the groundline.

Data were collected for each test position (at the groundline, and at 200 mm and 450 mm below the groundline) for each test pole. Inspections detailed in (i), (ii) and (iii) above are event H (Table 2).

(d) *September 1986 inspection*

- (i) All test poles in compartment 1 were visually inspected.
- (ii) All replicates of pole type 3 with treatment A in compartments 1 to 8 were visually inspected.
- (iii) All pole types 1, 2, 3, 4, 5 and 6 with treatment H in all compartments were visually inspected.

Inspection data for (i), (ii) and (iii) above gave a single result for each pole. There is no information as to whether the poles were excavated to 450 mm and inspected at several positions. The inspections detailed in (i), (ii) and (iii) above are event K (Table 2).

- (iv) All poles listed in (i), (ii) and (iii) above were also tested with the Pilodyn (event L, Table 2). Data were collected for top and bottom values for each test pole, but no information is given as to position of top or bottom sampling points.

(e) *September 1987 inspection*

- (i) Pole type 1 with treatment H was visually inspected in all compartments.
- (ii) Pole type 4 with treatment H was visually inspected in all compartments.
- (iii) Pole type 5 with treatment H was visually inspected in all compartments.
- (iv) Pole type 6 with treatment H was visually inspected in all compartments.

The visual inspection was made at the groundline and at 300 mm and 600 mm below the groundline. Inspection data were recorded for each position. Inspections detailed in (i), (ii), (iii) and (iv) above are event O (Table 2).

- (v) Test poles listed in (i), (ii), (iii) and (iv) above were also core sampled at the groundline and at 150 mm, 300 mm and 600 mm below the groundline for microscopic examination, except that pole type 6 with treatment H was not sampled at 150 mm below groundline. The cores were microscopically examined at 5 mm intervals to a depth of 40 mm. The microscopic inspection is event P (Table 2).

## 2. *Additional Installation*

- (i) Pole type 2 with treatment R was added to compartments 2, 3 and 6 in October 1979.

## 3. *Retreatments*

There are no data on the application procedure and rate for some of the groundline treatments that were applied at the time of installation. Initially approximately 10 litres of the oil-borne treatments F, G and J (Table 1) were puddled into the soil as the excavated pole was back-filled. It appears that subsequent retreatments with oil-borne preservatives involved loosening the upper layer of the soil around the pole and pouring on the preservative. There is no information as to how paste or gel treatments were applied initially or as retreatments. Concrete collars were renewed after inspection.

(a) *November 1978 retreatments*

There is no recorded evidence that any test poles were retreated at the time the site was inspected in November 1978.

(b) *October 1980 retreatments*

- (i) Fifty percent each of pole types 1, 3 and 5 with treatment F were randomly selected and retreated.
- (ii) Fifty percent each of pole types 1, 3 and 5 with treatment G were randomly selected and retreated.
- (iii) Fifty percent each of pole types 1, 3 and 5 with treatment J were randomly selected and retreated.
- (iv) Fifty percent each of pole types 1, 3 and 5 with treatment L were randomly selected and retreated.
- (v) All replicates of all pole types with treatment Q were retreated.

Retreatments listed in (i), (ii), (iii), (iv) and (v) above are event F (Table 2).

Retreatments of treatments F, G and J in (i), (ii) and (iii) above involved breaking the soil surface around the pole and pouring on the treatment chemical. The poles were not excavated and hence the backfill was not puddled with preservative.

(c) *September 1983 retreatments*

There are conflicting statements in worksheets and reports for these retreatments. The retreatments have been classified as possible retreatments (event I, Table 2) where conflicting data could not be resolved. Retreatments that could be identified with certainty are event J (Table 2).

**Possible retreatments**

- (i) Pole types 1, 2, 3, 4, 5 and 6 with treatment B in compartments 2, 3 and 4 may have been retreated.
- (ii) Pole types 1, 2, 3, 4, 5 and 6 with treatment L in compartments 2, 3, 4 and 5 may have been retreated.
- (iii) Pole types 1, 2, 3, 4, 5 and 6 with treatment N in compartments 2, 3 and 4 may have been retreated.

The possible retreatments (i), (ii) and (iii) above are event I (Table 2).

**Confirmed retreatments**

- (i) Pole types 1, 2, 3, 4, 5 and 6 with treatment A in compartments 2 and 3 were retreated.
- (ii) Pole types 1, 2, 3, 4, 5 and 6 with treatment F in compartments 2, 3 and 4 were retreated.
- (iii) Pole types 1, 2, 3, 4, 5 and 6 with treatment G in compartments 2, 3 and 4 were retreated.

- (iv) Pole types 1, 2, 3, 4, 5 and 6 with treatment J in compartments 2, 3 and 4 were retreated.

The above retreatments (i), (ii), (iii) and (iv) are event J (Table 2).

#### 4. *Change of Treatments*

There were several instances where the treatment applied to test poles was varied during the test period. For example in 1986, all type 2 poles of treatments B, C, D, E, H, M, N, P and Q (Table 1) were treated with synthetic pyrethroids in process oil, creosote or water (event N, Table 2). In 1986 all type 6 poles of treatments A, E, H, N and P (Table 1) in compartment 2 were retreated with Boracol 400 solution (event M, Table 2).

- (i) Treatment S on pole type 4 in compartments 3, 4, 6 and 8 was changed to treatment R in 1980. This is event G (Table 2).
- (ii) Pole type 2 with treatments B, C, D, E, H, M, N, P, and Q in all compartments were retreated in 1986 with either dursban in creosote or water, or permethrin or deltamethrin in creosote, process oil or water. The treatments were applied to the soil at the rate of 10 litres/pole. This is event N (Table 2).
- (iii) Boracol 400 solution was placed in pole type 6 with treatment A, E, F, H, N and P in compartment 2 in 1986 (event M, Table 3). The solution was poured into three holes drilled into each test pole approximately 300 mm above the groundline and an additional two litres were poured onto the soil around each test pole. The same test poles were retreated in 1987 with Impel rods which were placed in two holes that were drilled below the groundline at an angle of 13° to the verticle plane. An unspecified quantity of Boracol 400 was also poured into the drill holes after insertion of the Impel rods. This is event Q (Table 2).

### SUMMARY OF ORIGINAL INSTALLATION

The Wedding Bells State Forest pole test was installed in November 1976.

There have been five inspections of tests poles on the site.

On three occasions one complete compartment of test poles was inspected.

Compartment 3 was inspected in 1978.

Compartment 4 was inspected in 1983.

Compartment 1 was inspected in 1986.

In addition, the control treatment (H) of all pole types 1, 2, 3, 4, 5 and 6 was inspected in 1983, 1986 and 1987, with the exception that the control treatment (H) for pole types 2 and 3 was not inspected in 1987.

The replicates of control treatment (H) of pole type 2 were not inspected in 1987 because they had been subjected to a change of treatment (insecticidal) in 1986.

All replicates of all treatments of pole type 2 were also inspected in 1978 and one half of the pole type 2 replicates were inspected in 1980.

One half of the pole types 3 and 5 with control treatment (H) and treatment M were also inspected in 1980.

Fifty percent of all treatment replicates of pole type 4 were also inspected in 1980.

Pole types 1, 2, 3, 4, 5 and 6 with treatment A in compartments 2, 3 and 4 were inspected in 1983 and all type 3 poles with treatment A were inspected in 1986.

In most cases the poles that were inspected were not retreated and many of those that were retreated were not inspected.

The trial originally consisted of eight replicated blocks of one pole type with seventeen treatments, five pole types with fifteen treatments and four additional single treatments. The experimental design has changed considerably over the life of the test site.

The test now has no control treatments, since the test poles with the control treatment were excavated and inspected on different (and often more) occasions than the treated replicates. It must be assumed that removing and replacing the soil around the pole will affect soil aeration, drainage, etc. and hence may affect the activity of biological agents operating on the pole. The same possibility for variation in biological activity must hold true for the poles with preservative treatment. Removing and replacing the soil may affect distribution of the preservatives.

The test site will yield information on the comparative performance of different pole types and treatments, but it may be difficult to define the performance of individual treatments. The performance of individual treatments can only be assessed if the control treatments are in perfect condition at the next inspection. This would mean that the repeated soil excavation and replacement had not increased the likelihood of biological attack.

The nature of the original test site may have been changed dramatically by the addition of Boracol 400 and Impel rod treatments to compartment 2 in 1986 and 1987 respectively and the addition of insecticidal treatments to all compartments in 1986. The performance of individual test poles or compartments may also have been influenced by subsequent test installations bordering compartments 4, 5, 7 and 8.

The industrial and/or environmental acceptability of the initial pole types and subsequent treatments should be taken into account when the future role of the Wedding Bells pole test is being considered.

**Table 2.** Post-installation events.

---

**1978**

Event A Visual inspection.

**1980**

Event B Visual inspection.

Event C Pilodyn inspection.

Event D Moisture content determination.

Event E Poles sampled by C.S.I.R.O., Division of Building Research  
(now CSIRO Division of Forest Products).

Event F Retreatment.

Event G Change of treatment from 4S to 4R.

**1983**

Event H Visual inspection.

Event I Possible retreatment.

Event J Retreatment.

**1986**

Event K Visual inspection.

Event L Pilodyn inspection.

Event M Change of treatment - Boracol 400 treatment.

Event N Change of treatment - insecticidal treatment.

**1987**

Event O Visual inspection.

Event P Microscopic inspection.

Event Q Change of treatment - Impel rods placed in poles.

---

**Table 3.** Individual pole event history.

Pole No. /Cpt.	Event																
	A	B	C	D	E	F	G	H	I	J	K	L	M	N	O	P	Q
	1978	1980				1983			1986			1987					
<b>Pole 1A</b>																	
1											✓	✓					
2								✓		●							
3	✓							✓		●							
4								✓									
5																	
6																	
7																	
8																	
<b>Pole 1B</b>																	
1											✓	✓					
2										●							
3	✓									●							
4								✓		●							
5																	
6																	
7																	
8																	
<b>Pole 1C</b>																	
1											✓	✓					
2																	
3	✓																
4								✓									
5																	
6																	
7																	
8																	
<b>Pole 1D</b>																	
1											✓	✓					
2																	
3	✓																
4								✓									
5																	
6																	
7																	
8																	

✓ = Inspection

● = Retreatment

X = Change of treatment

Table 3. (cont).

Pole No. /Cpt.	Event																
	A	B	C	D	E	F	G	H	I	J	K	L	M	N	O	P	Q
	1978	1980				1983				1986			1987				
<b>Pole 1E</b>																	
1											✓	✓					
2																	
3	✓																
4								✓									
5																	
6																	
7																	
8																	
<b>Pole 1F</b>																	
1						●					✓	✓					
2						●				●							
3	✓									●							
4						●		✓		●							
5																	
6																	
7						●											
8																	
<b>Pole 1G</b>																	
1											✓	✓					
2										●							
3	✓					●				●							
4						●		✓		●							
5						●											
6																	
7																	
8						●											
<b>Pole 1H</b>																	
1								✓			✓	✓			✓	✓	
2								✓			✓	✓			✓	✓	
3	✓	✓	✓	✓				✓			✓	✓			✓	✓	
4								✓			✓	✓			✓	✓	
5								✓			✓	✓			✓	✓	
6		✓	✓	✓				✓			✓	✓			✓	✓	
7		✓	✓	✓				✓			✓	✓			✓	✓	
8								✓			✓	✓			✓	✓	

✓ = Inspection

● = Retreatment

X = Change of treatment

Table 3. (cont).

Pole No. /Cpt.	Event																
	A	B	C	D	E	F	G	H	I	J	K	L	M	N	O	P	Q
	1978	1980				1983			1986			1987					
<b>Pole 1J</b>																	
1						●					✓	✓					
2										●							
3	✓					●				●							
4						●		✓		●							
5																	
6						●											
7																	
8																	
<b>Pole 1K</b>																	
1											✓	✓					
2																	
3	✓																
4								✓									
5																	
6																	
7																	
8																	
<b>Pole 1L</b>																	
1						●					✓	✓					
2						●				●							
3	✓					●				●							
4						●		✓		●							
5										●							
6																	
7						●											
8																	
<b>Pole 1M</b>																	
1											✓	✓					
2			✓	✓	✓												
3	✓		✓	✓	✓												
4			✓	✓	✓			✓									
5																	
6																	
7																	
8																	

✓ = Inspection  
● = Retreatment  
X = Change of treatment

Table 3. (cont).

Pole No. /Cpt.	Event																
	A	B	C	D	E	F	G	H	I	J	K	L	M	N	O	P	Q
	1978	1980				1983			1986			1987					
<b>Pole 1N</b>																	
1											✓	✓					
2									●								
3	✓								●								
4								✓	●								
5																	
6																	
7																	
8																	
<b>Pole 1P</b>																	
1											✓	✓					
2																	
3	✓																
4								✓									
5																	
6																	
7																	
8																	
<b>Pole 1Q</b>																	
1						●					✓	✓					
2						●											
3	✓					●											
4						●		✓									
5						●											
6						●											
7						●											
8						●											
<b>Pole 2A</b>																	
1	✓	✓	✓	✓													
2	✓	✓	✓	✓				✓		●							
3	✓	✓	✓	✓				✓		●							
4	✓							✓									
5	✓	✓	✓	✓													
6	✓																
7	✓																
8	✓	✓	✓	✓													

✓ = Inspection

● = Retreatment

X = Change of treatment

Table 3. (cont).

Pole No. /Cpt.	Event																
	A	B	C	D	E	F	G	H	I	J	K	L	M	N	O	P	Q
	1978	1980				1983			1986			1987					
<b>Pole 2B</b>																	
1	✓	✓	✓	✓													X
2	✓								●								X
3	✓	✓	✓	✓					●								X
4	✓	✓	✓	✓				✓	●								X
5	✓																X
6	✓																X
7	✓																X
8	✓	✓	✓	✓													X
<b>Pole 2C</b>																	
1	✓																X
2	✓									●							X
3	✓	✓	✓	✓						●	✓						X
4	✓	✓	✓	✓				✓		●							X
5	✓																X
6	✓	✓	✓	✓													X
7	✓																X
8	✓	✓	✓	✓													X
<b>Pole 2D</b>																	
1	✓	✓	✓	✓													X
2	✓																X
3	✓	✓	✓	✓													X
4	✓							✓									X
5	✓	✓	✓	✓													X
6	✓	✓	✓	✓													X
7	✓																X
8	✓																X
<b>Pole 2E</b>																	
1	✓																X
2	✓	✓	✓	✓													X
3	✓	✓	✓	✓													X
4	✓							✓									X
5	✓																X
6	✓	✓	✓	✓													X
7	✓	✓	✓	✓													X
8	✓																X

✓ = Inspection

● = Retreatment

X = Change of treatment

Table 3. (cont).

Pole No. /Cpt.	Event																
	A	B	C	D	E	F	G	H	I	J	K	L	M	N	O	P	Q
	1978	1980				1983			1986			1987					
<b>Pole 2F</b>																	
1	✓	✓	✓	✓							✓	✓					
2	✓	✓	✓	✓						●							
3	✓									●							
4	✓							✓		●							
5	✓																
6	✓	✓	✓	✓													
7	✓	✓	✓	✓													
8	✓																
<b>Pole 2G</b>																	
1	✓	✓	✓	✓													
2	✓	✓	✓	✓						●							
3	✓									●							
4	✓							✓		●							
5	✓	✓	✓	✓													
6	✓	✓	✓	✓													
7	✓																
8	✓																
<b>Pole 2H</b>																	
1	✓	✓	✓	✓				✓			✓	✓				X	
2	✓	✓	✓	✓				✓			✓	✓				X	
3	✓							✓			✓	✓				X	
4	✓	✓	✓	✓				✓			✓	✓				X	
5	✓							✓			✓	✓				X	
6	✓							✓			✓	✓				X	
7	✓	✓	✓	✓				✓			✓	✓				X	
8	✓							✓			✓	✓				X	
<b>Pole 2J</b>																	
1	✓										✓	✓					
2	✓									●							
3	✓	✓	✓	✓						●							
4	✓	✓	✓	✓				✓		●							
5	✓																
6	✓	✓	✓	✓													
7	✓	✓	✓	✓													
8	✓																

✓ = Inspection

● = Retreatment

X = Change of treatment

Table 3. (cont).

Pole No. /Cpt.	Event																
	A	B	C	D	E	F	G	H	I	J	K	L	M	N	O	P	Q
	1978	1980				1983			1986			1987					
<b>Pole 2K</b>																	
1	✓																
2	✓																
3	✓	✓	✓	✓													
4	✓	✓	✓	✓				✓									
5	✓	✓	✓	✓													
6	✓																
7	✓																
8	✓	✓	✓	✓													
<b>Pole 2L</b>																	
1	✓	✓	✓	✓													
2	✓	✓	✓	✓					●								
3	✓								●								
4	✓	✓	✓	✓				✓	●								
5	✓								●								
6	✓																
7	✓	✓	✓	✓													
8	✓																
<b>Pole 2M</b>																	
1	✓																X
2	✓																X
3	✓	✓	✓	✓													X
4	✓	✓	✓	✓				✓									X
5	✓	✓	✓	✓													X
6	✓																X
7	✓	✓	✓	✓													X
8	✓																X
<b>Pole 2N</b>																	
1	✓	✓	✓	✓													X
2	✓								●								X
3	✓								●								X
4	✓							✓	●								X
5	✓																X
6	✓	✓	✓	✓													X
7	✓	✓	✓	✓													X
8	✓	✓	✓	✓													X

✓ = Inspection

● = Retreatment

X = Change of treatment

Table 3. (cont).

Pole No. /Cpt.	Event																
	A	B	C	D	E	F	G	H	I	J	K	L	M	N	O	P	Q
	1978	1980				1983			1986			1987					
<b>Pole 2P</b>																	
1	✓																X
2	✓	✓	✓	✓													X
3	✓	✓	✓	✓													X
4	✓	✓	✓	✓				✓									X
5	✓																X
6	✓	✓	✓	✓													X
7	✓																X
8	✓																X
<b>Pole 2Q</b>																	
1	✓	✓	✓	✓		●											X
2	✓	✓	✓	✓		●											X
3	✓					●											X
4	✓					●		✓									X
5	✓	✓	✓	✓		●											X
6	✓					●											X
7	✓					●											X
8	✓	✓	✓	✓		●											X
<b>Pole 2R</b>																	
1																	
2																	
3																	
4								✓									
5																	
6																	
7																	
8																	
<b>Pole 3A</b>																	
1											✓	✓					✓
2								✓		●	✓	✓					✓
3	✓							✓		●	✓	✓					✓
4								✓			✓	✓					✓
5											✓	✓					✓
6											✓	✓					✓
7											✓	✓					✓
8											✓	✓					✓

✓ = Inspection

● = Retreatment

X = Change of treatment

Table 3. (cont).

Pole No. /Cpt.	Event																
	A	B	C	D	E	F	G	H	I	J	K	L	M	N	O	P	Q
	1978	1980					1983			1986			1987				
<b>Pole 3B</b>																	
1					✓						✓	✓					
2					✓				●								
3	✓				✓				●								
4								✓	●								
5																	
6																	
7																	
8																	
<b>Pole 3C</b>																	
1											✓	✓					
2																	
3	✓																
4								✓									
5																	
6																	
7																	
8																	
<b>Pole 3D</b>																	
1											✓	✓					
2																	
3	✓																
4								✓									
5																	
6																	
7																	
8																	
<b>Pole 3E</b>																	
1											✓	✓					
2																	
3	✓																
4								✓									
5																	
6																	
7																	
8																	

✓ = Inspection

● = Retreatment

X = Change of treatment

Table 3. (cont).

Pole No. /Cpt.	Event																
	A	B	C	D	E	F	G	H	I	J	K	L	M	N	O	P	Q
	1978	1980				1983			1986			1987					
<b>Pole 3F</b>																	
1											✓	✓					
2						●				●							
3	✓									●							
4						●		✓		●							
5																	
6						●											
7						●											
8																	
<b>Pole 3G</b>																	
1						●					✓	✓					
2										●							
3	✓					●				●							
4								✓		●							
5																	
6						●											
7																	
8						●											
<b>Pole 3H</b>																	
1								✓			✓	✓					
2		✓	✓	✓				✓			✓	✓					
3	✓							✓			✓	✓					
4		✓	✓	✓				✓			✓	✓					
5		✓	✓	✓				✓			✓	✓					
6								✓			✓	✓					
7		✓	✓	✓				✓			✓	✓					
8								✓			✓	✓					
<b>Pole 3J</b>																	
1											✓	✓					
2						●				●							
3	✓					●				●							
4								✓		●							
5						●											
6																	
7						●											
8																	

✓ = Inspection  
● = Retreatment  
X = Change of treatment

Table 3. (cont).

Pole No. /Cpt.	Event																
	A	B	C	D	E	F	G	H	I	J	K	L	M	N	O	P	Q
	1978	1980				1983			1986			1987					
<b>Pole 3K</b>																	
1											✓	✓					
2																	
3	✓																
4								✓									
5																	
6																	
7																	
8																	
<b>Pole 3L</b>																	
1						●					✓	✓					
2						●			●								
3	✓					●			●								
4								✓	●								
5									●								
6																	
7																	
8						●											
<b>Pole 3M</b>																	
1		✓	✓	✓							✓	✓					
2																	
3	✓	✓	✓	✓													
4		✓	✓	✓				✓									
5																	
6																	
7			✓	✓	✓												
8																	
<b>Pole 3N</b>																	
1					✓						✓	✓					
2					✓				●								
3	✓				✓				●								
4					✓			✓	●								
5																	
6																	
7																	
8																	

✓ = Inspection

● = Retreatment

X = Change of treatment

Table 3. (cont).

Pole No. /Cpt.	Event																
	A	B	C	D	E	F	G	H	I	J	K	L	M	N	O	P	Q
	1978	1980				1983			1986			1987					
<b>Pole 3P</b>																	
1											✓	✓					
2																	
3	✓																
4								✓									
5																	
6																	
7																	
8																	
<b>Pole 3Q</b>																	
1						●					✓	✓					
2						●											
3	✓					●											
4						●		✓									
5						●											
6						●											
7						●											
8						●											
<b>Pole 4A</b>																	
1		✓	✓	✓							✓	✓					
2		✓	✓	✓				✓		●							
3	✓	✓	✓	✓				✓		●							
4		✓	✓	✓				✓									
5																	
6																	
7																	
8																	
<b>Pole 4B</b>																	
1					✓						✓	✓					
2					✓					●							
3	✓	✓	✓	✓	✓					●							
4		✓	✓	✓	✓			✓		●							
5																	
6		✓	✓	✓													
7																	
8		✓	✓	✓													

✓ = Inspection

● = Retreatment

X = Change of treatment

Table 3. (cont).

Pole No. /Cpt.	Event																
	A	B	C	D	E	F	G	H	I	J	K	L	M	N	O	P	Q
	1978	1980			1983			1986			1987						
<b>Pole 4C</b>																	
1		✓	✓	✓							✓	✓					
2		✓	✓	✓													
3	✓																
4		✓	✓	✓				✓									
5																	
6		✓	✓	✓													
7																	
8																	
<b>Pole 4D</b>																	
1		✓	✓	✓							✓	✓					
2		✓	✓	✓													
3	✓																
4		✓	✓	✓				✓									
5																	
6																	
7		✓	✓	✓													
8																	
<b>Pole 4E</b>																	
1											✓	✓					
2		✓	✓	✓													
3	✓																
4		✓	✓	✓				✓									
5		✓	✓	✓													
6																	
7																	
8		✓	✓	✓													
<b>Pole 4F</b>																	
1		✓	✓	✓							✓	✓					
2		✓	✓	✓							●						
3	✓										●						
4		✓	✓	✓				✓			●						
5																	
6																	
7																	
8		✓	✓	✓													

✓ = Inspection

● = Retreatment

X = Change of treatment

Table 3. (cont).

Pole No. /Cpt.	Event																
	A	B	C	D	E	F	G	H	I	J	K	L	M	N	O	P	Q
	1978	1980			1983			1986			1987						
<b>Pole 4G</b>																	
1											✓	✓					
2		✓	✓	✓						●							
3	✓	✓	✓	✓						●							
4		✓	✓	✓				✓		●							
5																	
6																	
7																	
8		✓	✓	✓													
<b>Pole 4H</b>																	
1		✓	✓	✓				✓			✓	✓			✓	✓	
2		✓	✓	✓				✓			✓	✓			✓	✓	
3	✓							✓			✓	✓			✓	✓	
4		✓	✓	✓				✓			✓	✓			✓	✓	
5								✓			✓	✓			✓	✓	
6								✓			✓	✓			✓	✓	
7								✓			✓	✓			✓	✓	
8		✓	✓	✓				✓			✓	✓			✓	✓	
<b>Pole 4J</b>																	
1											✓	✓					
2										●							
3	✓	✓	✓	✓						●							
4		✓	✓	✓				✓		●							
5		✓	✓	✓													
6																	
7		✓	✓	✓													
8																	
<b>Pole 4K</b>																	
1		✓	✓	✓							✓	✓					
2																	
3	✓																
4		✓	✓	✓				✓									
5		✓	✓	✓													
6		✓	✓	✓													
7																	
8																	

✓ = Inspection

● = Retreatment

X = Change of treatment

Table 3. (cont).

Pole No. /Cpt.	Event																
	A	B	C	D	E	F	G	H	I	J	K	L	M	N	O	P	Q
	1978	1980					1983			1986			1987				
<b>Pole 4L</b>																	
1											✓	✓					
2		✓	✓	✓					●								
3	✓								●								
4		✓	✓	✓				✓	●								
5		✓	✓	✓					●								
6																	
7		✓	✓	✓													
8																	
<b>Pole 4M</b>																	
1		✓	✓	✓							✓	✓					
2																	
3	✓																
4		✓	✓	✓				✓									
5		✓	✓	✓													
6																	
7																	
8		✓	✓	✓													
<b>Pole 4N</b>																	
1		✓	✓	✓	✓						✓	✓					
2					✓				●								
3	✓	✓	✓	✓	✓				●								
4								✓	●								
5		✓	✓	✓													
6		✓	✓	✓													
7																	
8																	
<b>Pole 4P</b>																	
1		✓	✓	✓							✓	✓					
2		✓	✓	✓													
3	✓																
4								✓									
5																	
6		✓	✓	✓													
7																	
8		✓	✓	✓													

✓ = Inspection

● = Retreatment

X = Change of treatment

Table 3. (cont).

Pole No. /Cpt.	Event																
	A	B	C	D	E	F	G	H	I	J	K	L	M	N	O	P	Q
	1978	1980				1983			1986			1987					
<b>Pole 4Q</b>																	
1		✓	✓	✓		●					✓	✓					
2		✓	✓	✓		●											
3	✓					●											
4		✓	✓	✓		●		✓									
5						●											
6						●											
7						●											
8		✓	✓	✓		●											
<b>Pole 4S</b>																	
1											✓	✓					
2																	
3	✓							X									
4								X	✓								
5																	
6								X									
7																	
8								X									
<b>Pole 5A</b>																	
1											✓	✓					
2								✓		●							
3	✓							✓		●							
4								✓									
5																	
6																	
7																	
8																	
<b>Pole 5B</b>																	
1					✓						✓	✓					
2					✓					●							
3	✓				✓					●							
4					✓			✓		●							
5																	
6																	
7																	
8																	

✓ = Inspection  
● = Retreatment  
X = Change of treatment

Table 3. (cont).

Pole No. /Cpt.	Event																
	A	B	C	D	E	F	G	H	I	J	K	L	M	N	O	P	Q
	1978	1980					1983			1986			1987				
<b>Pole 5C</b>																	
1											✓	✓					
2																	
3	✓																
4								✓									
5																	
6																	
7																	
8																	
<b>Pole 5D</b>																	
1											✓	✓					
2																	
3	✓																
4								✓									
5																	
6																	
7																	
8																	
<b>Pole 5E</b>																	
1											✓	✓					
2																	
3	✓																
4								✓									
5																	
6																	
7																	
8																	
<b>Pole 5F</b>																	
1						●					✓	✓					
2						●					●						
3	✓										●						
4								✓			●						
5						●					●						
6																	
7						●											
8																	

✓ = Inspection

● = Retreatment

X = Change of treatment

Table 3. (cont).

Pole No. /Cpt.	Event																
	A	B	C	D	E	F	G	H	I	J	K	L	M	N	O	P	Q
	1978	1980				1983			1986			1987					
<b>Pole 5G</b>																	
1						●					✓	✓					
2										●							
3	✓									●							
4								✓		●							
5						●											
6																	
7						●											
8						●											
<b>Pole 5H</b>																	
1		✓	✓	✓				✓			✓	✓			✓	✓	
2		✓	✓	✓				✓			✓	✓			✓	✓	
3	✓							✓			✓	✓			✓	✓	
4								✓			✓	✓			✓	✓	
5								✓			✓	✓			✓	✓	
6		✓	✓	✓				✓			✓	✓			✓	✓	
7								✓			✓	✓			✓	✓	
8		✓	✓	✓				✓			✓	✓			✓	✓	
<b>Pole 5J</b>																	
1											✓	✓					
2						●				●							
3	✓									●							
4								✓		●							
5						●											
6						●											
7																	
8						●											
<b>Pole 5K</b>																	
1											✓	✓					
2																	
3	✓																
4								✓									
5																	
6																	
7																	
8																	

✓ = Inspection

● = Retreatment

X = Change of treatment

Table 3. (cont).

Pole No. /Cpt.	Event																
	A	B	C	D	E	F	G	H	I	J	K	L	M	N	O	P	Q
	1978	1980				1983			1986			198					
<b>Pole 5L</b>																	
1											✓	✓					
2									●								
3	✓					●			●								
4								✓	●								
5						●			●								
6						●											
7						●											
8																	
<b>Pole 5M</b>																	
1											✓	✓					
2																	
3	✓	✓	✓	✓													
4		✓	✓	✓				✓									
5																	
6																	
7		✓	✓	✓													
8		✓	✓	✓													
<b>Pole 5N</b>																	
1					✓						✓	✓					
2					✓				●								
3	✓				✓				●								
4								✓	●								
5									●								
6																	
7																	
8																	
<b>Pole 5P</b>																	
1											✓	✓					
2																	
3	✓																
4								✓									
5																	
6																	
7																	
8																	

✓ = Inspection  
● = Retreatment  
X = Change of treatment

Table 3. (cont).

Pole No. /Cpt.	Event																
	A	B	C	D	E	F	G	H	I	J	K	L	M	N	O	P	Q
	1978	1980				1983			1986			1987					
<b>Pole 59</b>																	
1						●					✓	✓					
2						●											
3	✓					●											
4						●		✓									
5						●											
6						●											
7						●											
8						●											
<b>Pole 6A</b>																	
1		✓	✓	✓							✓	✓					
2		✓	✓	✓				✓		●			X				X
3	✓	✓	✓	✓				✓		●							
4								✓									
5		✓	✓	✓													
6																	
7																	
8																	
<b>Pole 6B</b>																	
1		✓	✓	✓							✓	✓					
2		✓	✓	✓						●							
3	✓									●							
4								✓		●							
5																	
6		✓	✓	✓													
7																	
8		✓	✓	✓													
<b>Pole 6C</b>																	
1		✓	✓	✓							✓	✓					
2																	
3	✓																
4								✓									
5		✓	✓	✓													
6		✓	✓	✓													
7		✓	✓	✓													
8																	

✓ = Inspection

● = Retreatment

X = Change of treatment

Table 3. (cont).

Pole No. /Cpt.	Event																
	A	B	C	D	E	F	G	H	I	J	K	L	M	N	O	P	Q
	1978	1980			1983			1986			1987						
<b>Pole 6D</b>																	
1											✓	✓					
2		✓	✓	✓													
3	✓																
4		✓	✓	✓				✓									
5		✓	✓	✓													
6																	
7																	
8		✓	✓	✓													
<b>Pole 6E</b>																	
1											✓	✓					
2		✓	✓	✓									X				X
3	✓	✓	✓	✓													
4								✓									
5																	
6		✓	✓	✓													
7																	
8		✓	✓	✓													
<b>Pole 6F</b>																	
1		✓	✓	✓							✓	✓					
2		✓	✓	✓						●			X				X
3	✓	✓	✓	✓						●							
4								✓		●							
5																	
6																	
7																	
8		✓	✓	✓													
<b>Pole 6G</b>																	
1		✓	✓	✓							✓	✓					
2										●							
3	✓									●							
4		✓	✓	✓				✓		●							
5																	
6																	
7		✓	✓	✓													
8		✓	✓	✓													

✓ = Inspection

● = Retreatment

X = Change of treatment

Table 3. (cont).

Pole No. /Cpt.	Event																
	A	B	C	D	E	F	G	H	I	J	K	L	M	N	O	P	Q
	1978	1980			1983			1986			1987						
<b>Pole 6H</b>																	
1								✓			✓	✓			✓	✓	
2		✓	✓	✓				✓			✓	✓			✓	✓	X
3	✓	✓	✓	✓				✓			✓	✓			✓	✓	X
4								✓			✓	✓			✓	✓	
5		✓	✓	✓				✓			✓	✓			✓	✓	
6								✓			✓	✓			✓	✓	
7								✓			✓	✓			✓	✓	
8		✓	✓	✓				✓			✓	✓			✓	✓	
<b>Pole 6J</b>																	
1											✓	✓					
2		✓	✓	✓						●							
3	✓									●							
4		✓	✓	✓				✓		●							
5																	
6																	
7		✓	✓	✓													
8		✓	✓	✓													
<b>Pole 6K</b>																	
1											✓	✓					
2																	
3	✓	✓	✓	✓													
4								✓									
5		✓	✓	✓													
6		✓	✓	✓													
7																	
8		✓	✓	✓													
<b>Pole 6L</b>																	
1		✓	✓	✓							✓	✓					
2										●							
3	✓									●							
4		✓	✓	✓				✓		●							
5		✓	✓	✓						●							
6																	
7																	
8		✓	✓	✓													

✓ = Inspection

● = Retreatment

X = Change of treatment

Table 3. (cont).

Pole No. /Cpt.	Event																
	A	B	C	D	E	F	G	H	I	J	K	L	M	N	O	P	Q
	1978	1980			1983			1986			1987						
<b>Pole 6M</b>																	
1											✓	✓					
2		✓	✓	✓													
3	✓																
4		✓	✓	✓				✓									
5		✓	✓	✓													
6																	
7																	
8		✓	✓	✓													
<b>Pole 6N</b>																	
1		✓	✓	✓							✓	✓					
2									●				X				X
3	✓								●								
4		✓	✓	✓				✓	●								
5		✓	✓	✓													
6		✓	✓	✓													
7																	
8																	
<b>Pole 6P</b>																	
1											✓	✓					
2													X				X
3	✓																
4		✓	✓	✓				✓									
5																	
6		✓	✓	✓													
7		✓	✓	✓													
8		✓	✓	✓													
<b>Pole 6Q</b>																	
1			✓	✓	✓		●				✓	✓					
2			✓	✓	✓		●										
3	✓	✓	✓	✓		●											
4			✓	✓	✓		●		✓								
5							●										
6							●										
7							●										
8							●										

✓ = Inspection

● = Retreatment

X = Change of treatment

Table 3. (cont).

Pole No. /Cpt.	Event																
	A	B	C	D	E	F	G	H	I	J	K	L	M	N	O	P	Q
	1978	1980				1983				1986				1987			
<b>Pole 7</b>																	
1											✓	✓					
2		✓	✓	✓													
3	✓	✓	✓	✓													
4								✓									
5																	
6		✓	✓	✓													
7																	
8																	
<b>Pole 8</b>																	
1											✓	✓					
2																	
3	✓																
4								✓									
5																	
6																	
7																	
8																	
<b>Pole 9</b>																	
1											✓	✓					
2																	
3	✓																
4								✓									
5																	
6																	
7																	
8																	
<b>Pole 10</b>																	
1																	
2																	
3																	
4																	
5																	
6																	
7																	
8																	

✓ = Inspection

● = Retreatment

X = Change of treatment

## REFERENCES

- Anon, (1977). Field inspection of soft rot site, Wedding Bells State Forest. *Forestry Commission of New South Wales Internal Report*. 4 pp.
- Edwards, D.W., Johnstone, R.S. and Pitt, W. (1975). Evaluation of soft rot field sites in New South Wales. Forest Products Research Conference, Melbourne. Paper 2/18. 7 pp.
- Johnstone, R.S. (1978). Pole test Wedding Bells State Forest. First Inspection. *Forestry Commission of New South Wales Internal Report*. 6 pp.
- Johnstone, R.S. and Eldridge, R.H. (1985). Electricity pole treatments - Wedding Bells State Forest. Inspection September, 1983. *Forestry Commission of New South Wales Miscellaneous Paper No. 1067*. 6 pp.