



WormFax NSW

ISSN 1444-3783



January 2006

Editor: Stephen Love, Veterinarian/State worm control coordinator
NSW Department of Primary Industries, Armidale

Welcome

Welcome to this edition of WormFax, a monthly summary of WormTesting results (in sheep) from around New South Wales. WormFax is sent by e-mail, but also appears on the web. See

Worms on the Web

www.agric.nsw.gov.au/reader/sheep-internal

Sources of Data

WormFax is based on sheep WormTest (worm egg count monitoring) data from [NSW DPI Regional Veterinary Laboratories](#) at Orange and Camden/Menangle (EMAI) as well as from Armidale-based private laboratories, [Veterinary Health Research](#), and [New England Veterinary Centres](#). Owner details are not disclosed.

Explanatory Notes

“Mean Egg Counts”: the mean or average of all the WormTest mean worm egg counts for a given Rural Lands Protection Board district. Each

WormTest generally consists of egg counts for 10 individual sheep from a mob. The individual and mean faecal egg counts (FECs) for each WormTest are reported as ‘eggs per gram’ (EPG) of faeces. In addition to egg counts, a larval differentiation or “worm typing” is often done as well.

“High WormTest”: highest WormTest mean FEC. Note that individual egg counts within a given WormTest may be 2-4 or more times higher than the WormTest mean.

“H>40%”: for each district, the number of WormTests where more than 40% of worms are barber’s pole worm (*Haemonchus contortus*).

“H>500”: the number of WormTests where the mean *H. contortus* count is greater than 500 epg. Note that the “H>40%” and “H>500” figures may be underestimates – a number of

In this issue

| | |
|--------------------------------|---|
| Introduction/notes | 1 |
| WormKill region | 2 |
| Lab phone numbers | 2 |
| Further information | 3 |
| DrenchPlan region | |
| (East) | 3 |
| (West) | 4 |
| Disclaimer | 4 |
| WestWorm & FarWestWorm regions | 5 |

WormTests with high eggs do not have “worm typing” done (not requested by submitter/owner).

“No. WormTests”: For each district, the number of WormTests (roundworm egg counts +/- fluke egg counts). This does not include ‘fluke-only’ counts.

“[Fluke]”: for each district, the number of positive liver fluke (egg count) tests out of the total number performed.

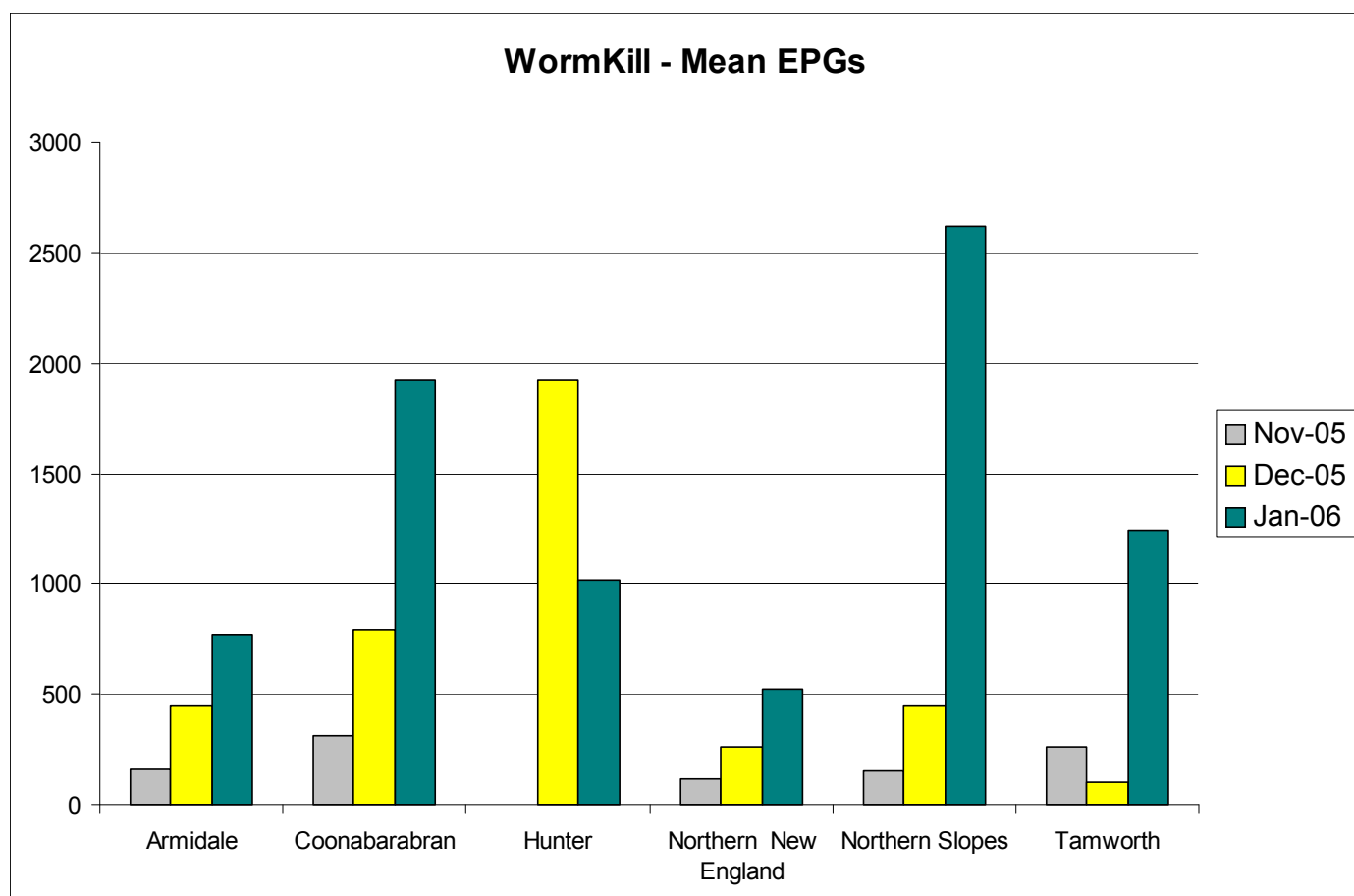


Released 11 March 2005

CDs from Elders, Landmark, CRT or go to the website <www.wormboss.com.au>

“WormKill” region

| RLPB | Mean EPGs | | | | [Fluke] | High Worm Test | H>500 | H>40% | No. Worm Tests |
|----------------------|-----------|--------|--------|--------|----------|----------------|-------|-------|----------------|
| | Jan 05 | Nov 05 | Dec 05 | Jan 06 | | | | | |
| Armidale | 571 | 160 | 449 | 772 | 14 ex 61 | 8,272 | 1 | 9 | 160 |
| Coonabarabran | 410 | 313 | 795 | 1928 | | 5040 | 9 | 9 | 13 |
| Hunter | 594 | | 1928 | 1020 | | 2628 | 0 | 1 | 3 |
| Northern New England | 603 | 115 | 265 | 521 | 0 ex 1 | 1764 | 6 | 14 | 25 |
| Northern Slopes | 192 | 153 | 450 | 2620 | | 2620 | | | 1 |
| Tamworth | 1476 | 262 | 100 | 1245 | | 4392 | 3 | 4 | 8 |



NSW Department of Primary Industries Regional Veterinary Labs

www.agric.nsw.gov.au/reader/das-laboratory

“NATA accredited (to ISO 17025) and unsurpassed for breadth and quality of services”.

Camden/Menangle (EMAI)

tel (02) 4640 6327

Orange

tel (02) 6391 3858

Wollongbar

tel (02) 6626 1261

Private laboratories contributing data to WormFax

Veterinary Health Research, Armidale www.vhr.com.au

tel (02) 6771 1358

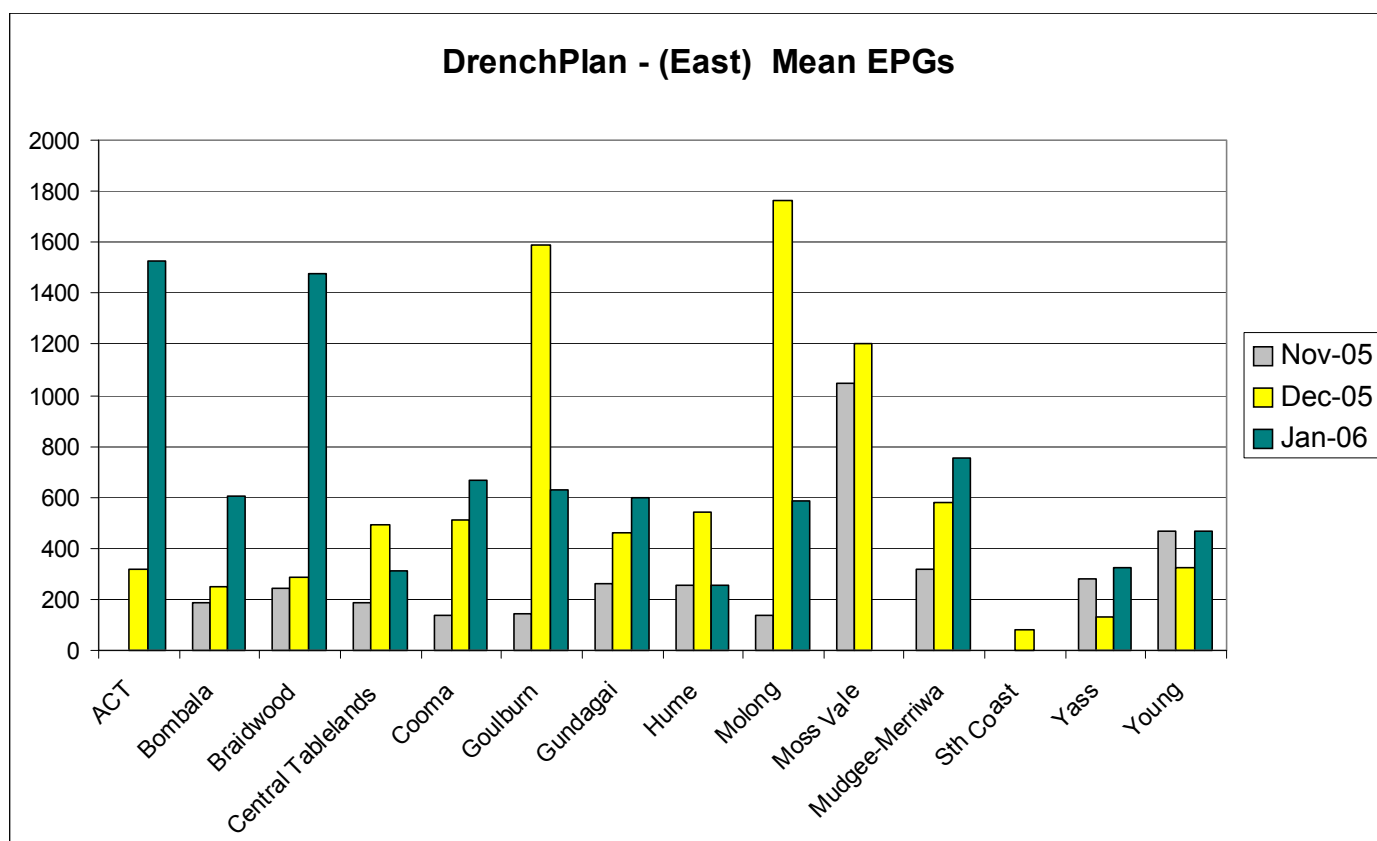
New England Veterinary Centres, Armidale

tel (02) 6771 2022

www.armidalevet.com.au

“DrenchPlan – (East)” region

| RLPB | Mean EPGs | | | | [Fluke] | High Worm Test | H>500 | H>40% | No. Worm Tests |
|--------------------|-----------|--------|--------|--------|---------|----------------|-------|-------|----------------|
| | Jan 05 | Nov 05 | Dec 05 | Jan 06 | | | | | |
| ACT | | | 320 | 1527 | | 5348 | 3 | 5 | 6 |
| Bombala | 200 | 188 | 250 | 606 | | 2072 | | | 5 |
| Braidwood | 2395 | 240 | 285 | 1477 | | 6180 | 1 | 1 | 6 |
| Central Tablelands | 341 | 185 | 494 | 311 | 1 ex 6 | 1080 | 1 | 3 | 25 |
| Cooma | 296 | 140 | 509 | 665 | 1 ex 1 | 760 | 1 | 2 | 5 |
| Goulburn | 1217 | 143 | 1588 | 627 | 0 ex 1 | 4640 | 3 | 5 | 8 |
| Gundagai | 329 | 264 | 462 | 597 | | 1020 | 0 | 1 | 5 |
| Hume | 158 | 255 | 543 | 254 | 0 ex 2 | 4880 | 0 | 0 | 10 |
| Molong | 90 | 136 | 1762 | 585 | | 2760 | 5 | 4 | 30 |
| Moss Vale | | 1048 | 1200 | | | | | | 0 |
| Mudgee-Merriwa | 386 | 315 | 582 | 753 | 0 ex 1 | 3588 | 4 | 8 | 24 |
| Sth Coast | 2741 | | 84 | | | | | | 0 |
| Yass | 207 | 278 | 128 | 326 | 0 ex 10 | 1704 | 1 | 1 | 24 |
| Young | 563 | 470 | 324 | 470 | | 3980 | 2 | 2 | 44 |



For more information, ask your vet or other professional adviser.

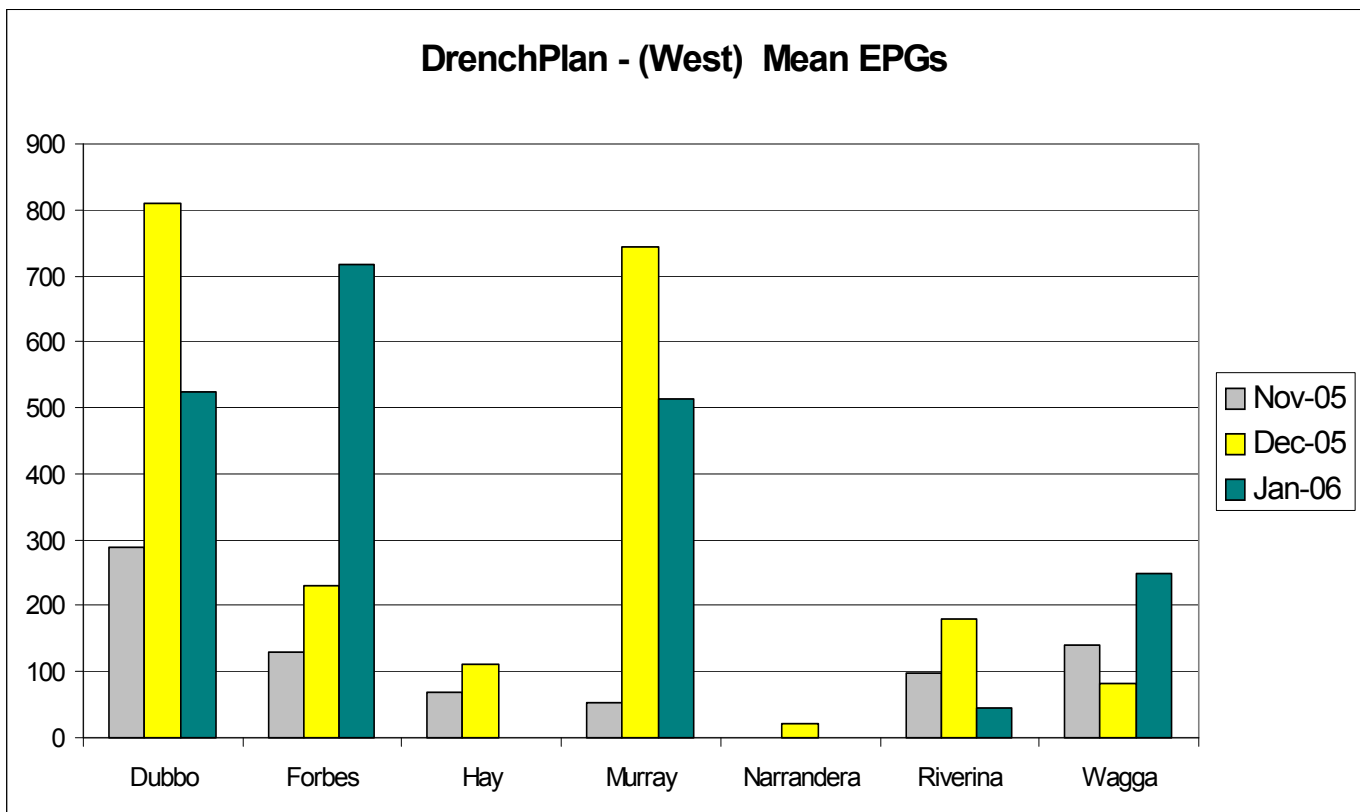
Also see “Worms on the Web”: www.agric.nsw.gov.au/reader/sheep-internal

Have you seen The Boss?

www.wormboss.com.au or pick up a CD from your drench reseller

“DrenchPlan – (West)” region

| RLPB | Mean EPGs | | | | [Fluke] | High Worm Test | H>500 | H>40% | No. Worm Tests |
|------------|-----------|--------|--------|--------|---------|----------------|-------|-------|----------------|
| | Jan 05 | Nov 05 | Dec 05 | Jan 06 | | | | | |
| Dubbo | 116 | 289 | 810 | 524 | | 4980 | 1 | 4 | 24 |
| Forbes | 60 | 130 | 231 | 718 | | 2248 | 0 | 0 | 25 |
| Hay | | 68 | 110 | | | | | | 0 |
| Murray | 804 | 54 | 744 | 514 | | 3044 | 1 | 1 | 4 |
| Narrandera | | | 22 | | | | | | 0 |
| Riverina | 140 | 97 | 180 | 44 | 0 ex 1 | 180 | | | 5 |
| Wagga | 149 | 141 | 83 | 248 | 0 ex 2 | 680 | 0 | 0 | 38 |



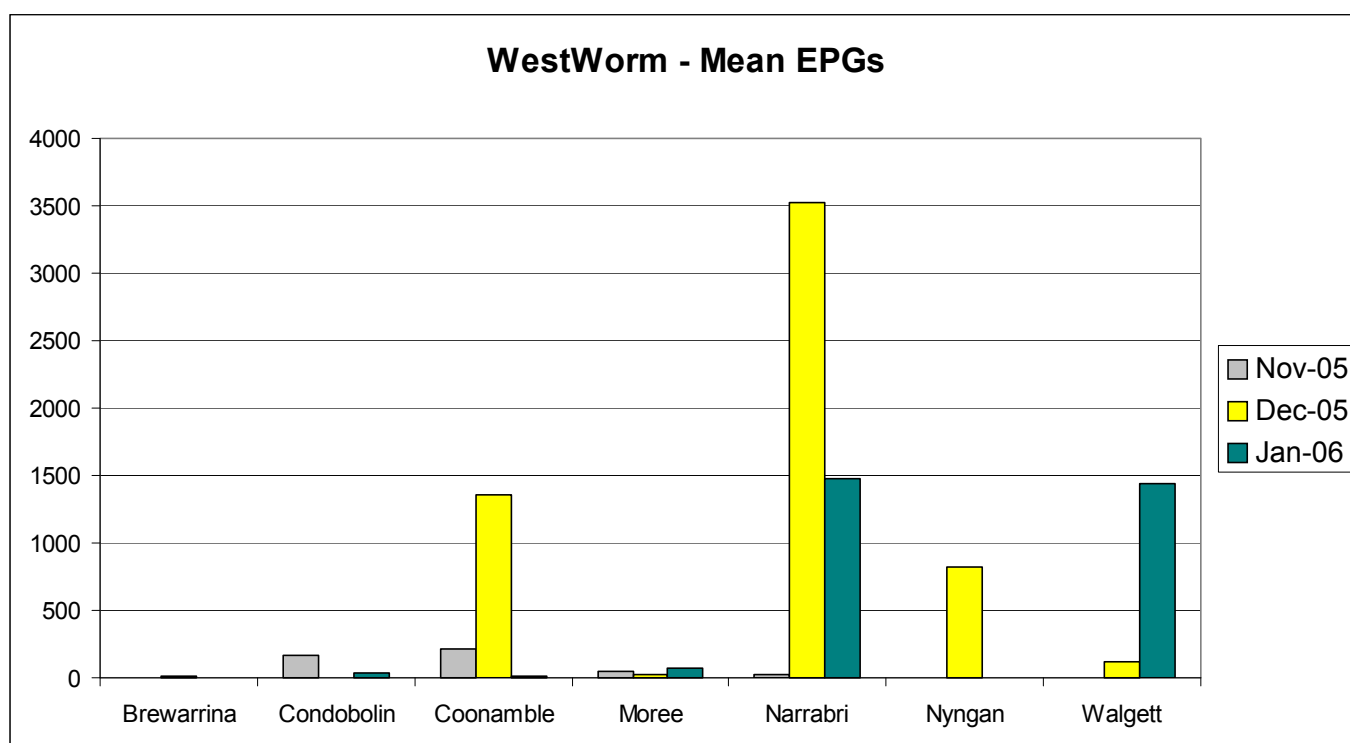
The information contained in this publication is based on knowledge and understanding at the time of writing (March 2006). However, because of advances in knowledge, users are reminded of the need to ensure that information upon which they rely is up to date and to check currency of the information with the appropriate officer of New South Wales Department of Primary Industries or the user's independent adviser.

Recognising that some of the information in this document is provided by third parties, the State of New South Wales, the author and the publisher take no responsibility for the accuracy, currency, reliability and correctness of any information included in the document provided by third parties.



“WestWorm” region

| RLPB | Mean EPGs | | | | [Fluke] | High Worm Test | H>500 | H>40% | No. Worm Tests |
|------------|-----------|--------|--------|--------|---------|----------------|-------|-------|----------------|
| | Jan 05 | Nov 05 | Dec 05 | Jan 06 | | | | | |
| Brewarrina | | | 16 | | | | | | 0 |
| Condobolin | | 171 | | 40 | | 40 | | | 1 |
| Coonamble | 0 | 214 | 1363 | 12 | | 36 | | | 3 |
| Moree | 550 | 52 | 24 | 76 | 0 ex 1 | 76 | | | 1 |
| Narrabri | 1534 | 20 | 3522 | 1479 | | 5320 | 3 | 6 | 9 |
| Nyngan | 0 | | 820 | 0 | | 0 | | | 1 |
| Walgett | 3577 | | 116 | 1443 | 0 ex 1 | 4868 | 2 | 2 | 5 |



“FarWestWorm” region

| RLPB | Mean EPGs | | | | [Fluke] | High Worm Test | H>500 | H>40% | No. Worm Tests |
|-------------|-----------|--------|--------|--------|---------|----------------|-------|-------|----------------|
| | Jan 05 | Nov 05 | Dec 05 | Jan 06 | | | | | |
| Balranald | | 264 | 856 | 1680 | | 1680 | | | 1 |
| Bourke | | | | | | | | | 0 |
| Broken Hill | | | | | | | | | 0 |
| Cobar | | 8 | | | | | | | 0 |
| Hillston | | | | | | | | | 0 |
| Milparinka | | | | | | | | | 0 |
| Wanaaring | | | | | | | | | 0 |
| Wentworth | 372 | 1432 | | | | | | | 0 |
| Wilcannia | | | | | | | | | 0 |