



# WormFax<sub>NSW</sub>

ISSN 1444-3783



## August 2005

Editor: Stephen Love, Veterinarian/State worm control coordinator  
NSW Department of Primary Industries, Armidale

### Welcome

Welcome to this edition of WormFax, a monthly summary of WormTesting results (in sheep) from around New South Wales. WormFax is sent by e-mail, but also appears on the web. See

#### Worms on the Web

[www.agric.nsw.gov.au/reader/  
sheep-internal](http://www.agric.nsw.gov.au/reader/sheep-internal)

### Sources of Data

WormFax is based on sheep WormTest (worm egg count monitoring) data from [NSW DPI Regional Veterinary Laboratories at Orange and Camden/Menangle \(EMAI\)](#) as well as from Armidale-based private laboratories, [Veterinary Health Research](#), and [New England Veterinary Centres](#). Owner details are not disclosed.

### Explanatory Notes

**“Mean Egg Counts”**: the mean or average of all the WormTest mean worm egg counts for a given Rural Lands

Protection Board district. Each WormTest generally consists of egg counts for 10 individual sheep from a mob. The individual and mean faecal egg counts (FECs) for each WormTest are reported as ‘eggs per gram’ (EPG) of faeces. In addition to egg counts, a larval differentiation or “worm typing” is often done as well.

**“High WormTest”**: highest WormTest mean FEC. Note that individual egg counts within a given WormTest may be 2-4 or more times higher than the WormTest mean.

**“H>40%”**: for each district, the number of WormTests where more than 40% of worms are barber’s pole worm (*Haemonchus contortus*).

**“H>500”**: the number of WormTests where the mean *H. contortus* count is greater than 500 epg. Note that the “H>40%” and “H>500” figures may be

### In this issue

|                                |   |
|--------------------------------|---|
| Introduction/notes             | 1 |
| WormKill region                | 2 |
| Lab phone numbers              | 2 |
| Further information            | 3 |
| DrenchPlan region              |   |
| (East)                         | 3 |
| (West)                         | 4 |
| Disclaimer                     | 4 |
| WestWorm & FarWestWorm regions | 5 |

underestimates – a number of WormTests with high eggs do not have “worm typing” done (not requested by submitter/owner).

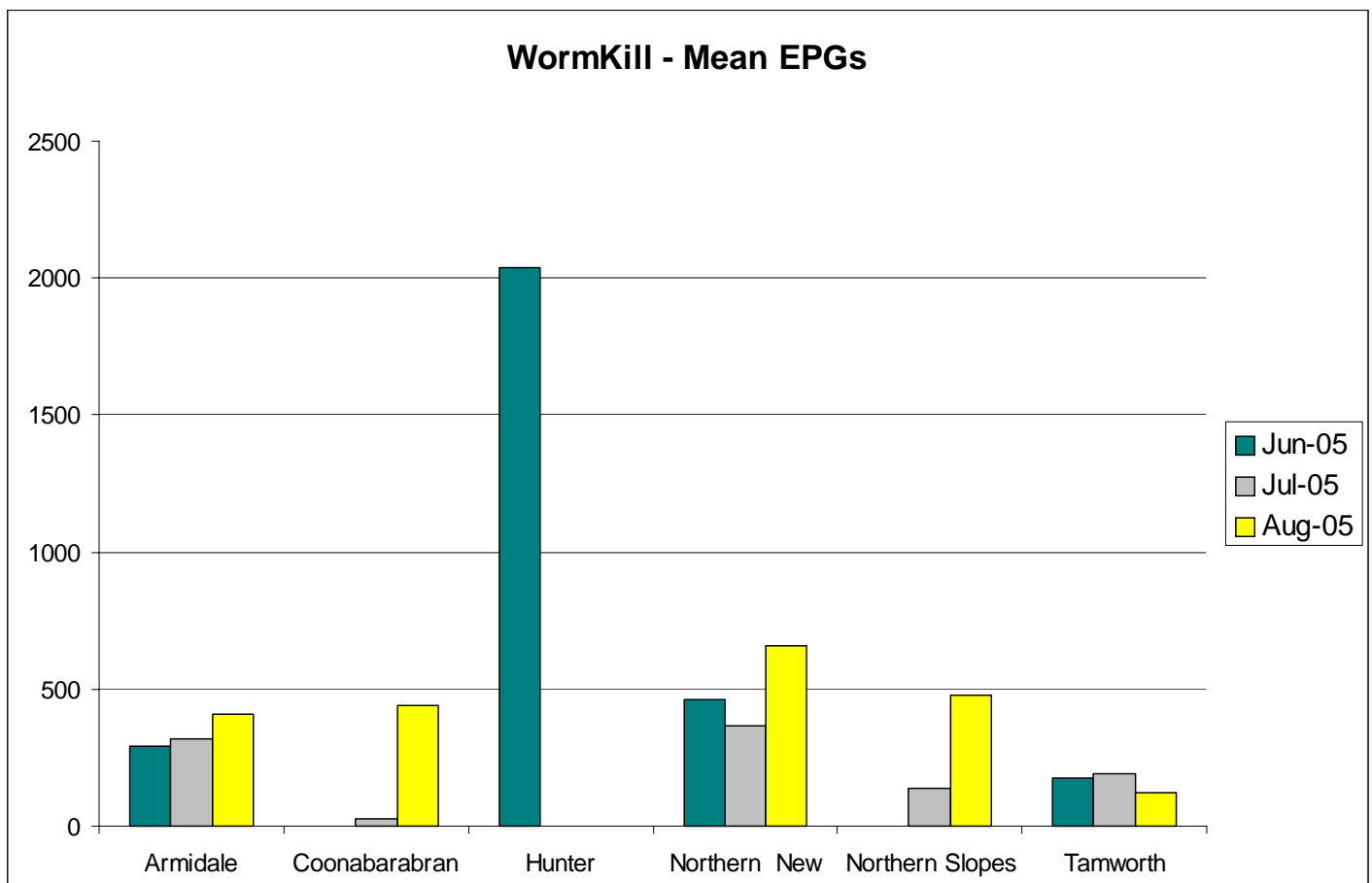
**“No. WormTests”**: For each district, the number of WormTests (roundworm egg counts +/- fluke egg counts). This does not include ‘fluke-only’ counts.

**“[Fluke]”**: for each district, the number of positive liver fluke (egg count) tests out of the total number performed.

Some farms still have positive liver fluke tests

## “WormKill” region

| RLPB                 | Mean EPGs |         |         |        | [Fluke] | High Worm Test | H>500 | H>40% | No. Worm Tests |
|----------------------|-----------|---------|---------|--------|---------|----------------|-------|-------|----------------|
|                      | Aug 04    | June 05 | July 05 | Aug 05 |         |                |       |       |                |
| Armidale             | 376       | 291     | 320     | 410    | 9 ex 40 | 5,344          | 19    | 63    | 109            |
| Coonabarabran        | 171       |         | 28      | 443    |         | 2444           | 3     | 3     | 20             |
| Hunter               |           | 2040    | 0       |        |         |                |       |       | 0              |
| Northern New England | 569       | 462     | 368     | 656    | 1 ex 4  | 4016           | 8     | 15    | 23             |
| Northern Slopes      | 823       |         | 140     | 480    |         |                |       |       | 1              |
| Tamworth             | 518       | 173     | 192     | 120    | 0 ex 1  | 304            |       |       | 4              |



### NSW Department of Primary Industries Regional Veterinary Labs

[www.agric.nsw.gov.au/reader/das-laboratory](http://www.agric.nsw.gov.au/reader/das-laboratory)

“NATA accredited (to ISO 17025) and unsurpassed for breadth and quality of services”.

- Camden/Menangle (EMAI): tel (02) 4640 6327
- Orange: tel (02) 6391 3858
- Wollongbar: tel (02) 6626 1261

### Private laboratories contributing data to WormFax

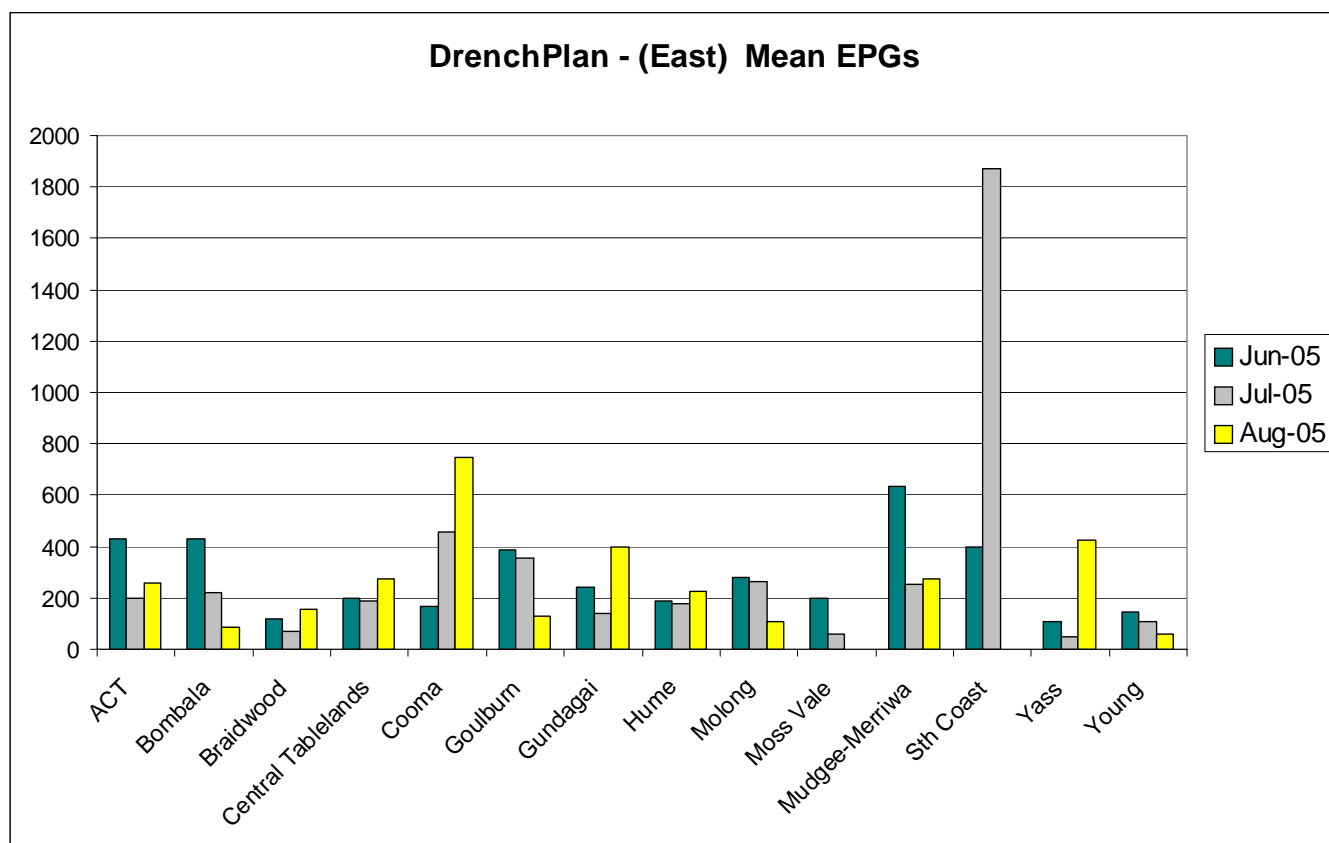
- Veterinary Health Research, Armidale [www.vhr.com.au](http://www.vhr.com.au) tel (02) 6771 1358
- New England Veterinary Centres, Armidale tel (02) 6771 2022

<[www.armidalevet.com.au](http://www.armidalevet.com.au)>

*Nematodirus* – John Evers (District Vet - Young) reports problems with this worm in autumn drop lambs for the second year running.

## “DrenchPlan – (East)” region

| RLPB               | Mean EPGs |         |         |        | [Fluke] | High Worm Test | H>500 | H>40% | No. Worm Tests |
|--------------------|-----------|---------|---------|--------|---------|----------------|-------|-------|----------------|
|                    | Aug 04    | June 05 | July 05 | Aug 05 |         |                |       |       |                |
| ACT                | 29        | 428     | 200     | 260    |         | 480            |       |       | 2              |
| Bombala            | 378       | 428     | 220     | 85     | 0 ex 1  | 196            |       |       | 3              |
| Braidwood          | 93        | 116     | 72      | 156    |         | 248            | 0     | 1     | 4              |
| Central Tablelands | 387       | 200     | 189     | 274    | 6 ex 14 | 1272           | 0     | 1     | 29             |
| Cooma              | 8         | 167     | 458     | 750    | 0 ex 1  | 3060           | 1     | 1     | 4              |
| Goulburn           | 59        | 387     | 357     | 129    |         | 380            |       |       | 5              |
| Gundagai           | 113       | 243     | 139     | 400    | 0 ex 1  | 816            | 0     | 0     | 3              |
| Hume               | 391       | 186     | 178     | 227    |         | 1020           |       |       | 9              |
| Molong             | 326       | 282     | 264     | 110    | 0 ex 2  | 272            | 0     | 1     | 9              |
| Moss Vale          | 20        | 200     | 60      |        |         |                |       |       | 0              |
| Mudgee-Merriwa     | 460       | 636     | 255     | 272    | 0 ex 1  | 1120           | 1     | 1     | 10             |
| Sth Coast          | 0         | 400     | 1872    |        |         |                |       |       | 0              |
| Yass               | 186       | 109     | 50      | 424    | 1 ex 4  | 1940           | 0     | 0     | 10             |
| Young              | 146       | 147     | 110     | 60     | 0 ex 1  | 164            | 0     | 0     | 30             |



**For more information, ask your vet or other professional adviser.**

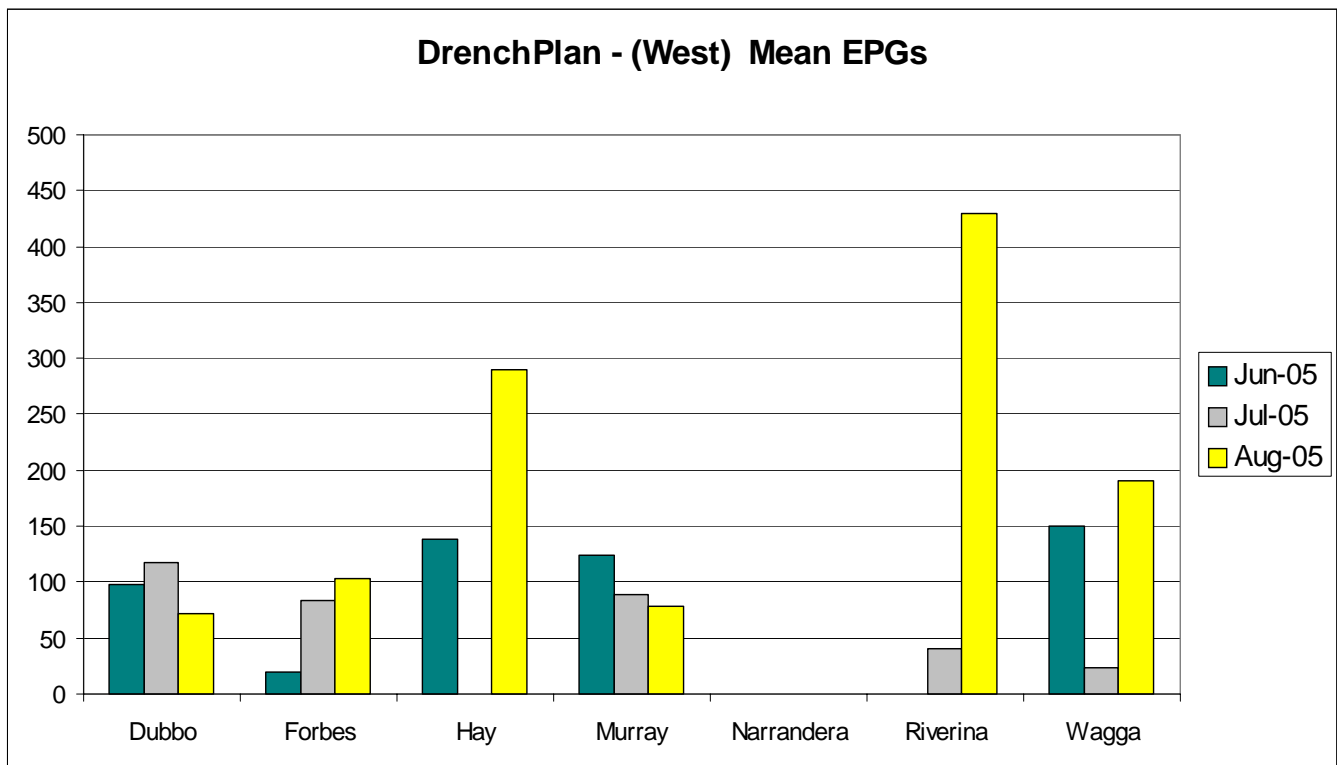
Also see “Worms on the Web”: [www.agric.nsw.gov.au/reader/sheep-internal](http://www.agric.nsw.gov.au/reader/sheep-internal)

**Have you seen The Boss?**

[www.wormboss.com.au](http://www.wormboss.com.au) or pick up a CD from your drench reseller  
(available soon?)

## “DrenchPlan – (West)” region

| RLPB       | Mean EPGs |         |         |        | [Fluke] | High Worm Test | H>500 | H>40% | No. Worm Tests |
|------------|-----------|---------|---------|--------|---------|----------------|-------|-------|----------------|
|            | Aug 04    | June 05 | July 05 | Aug 05 |         |                |       |       |                |
| Dubbo      | 266       | 98      | 117     | 72     |         | 220            |       |       | 7              |
| Forbes     |           | 20      | 83      | 103    | 1 ex 3  | 340            |       |       | 13             |
| Hay        | 56        | 138     |         | 290    |         | 528            |       |       | 3              |
| Murray     | 121       | 124     | 89      | 78     | 0 ex 2  | 796            | 0     | 1     | 18             |
| Narrandera | 16        |         | 0       |        |         |                |       |       | 0              |
| Riverina   | 109       |         | 40      | 430    | 0 ex 3  | 1112           | 0     | 0     | 7              |
| Wagga      | 110       | 150     | 24      | 191    | 0 ex 2  | 892            | 1     | 2     | 24             |



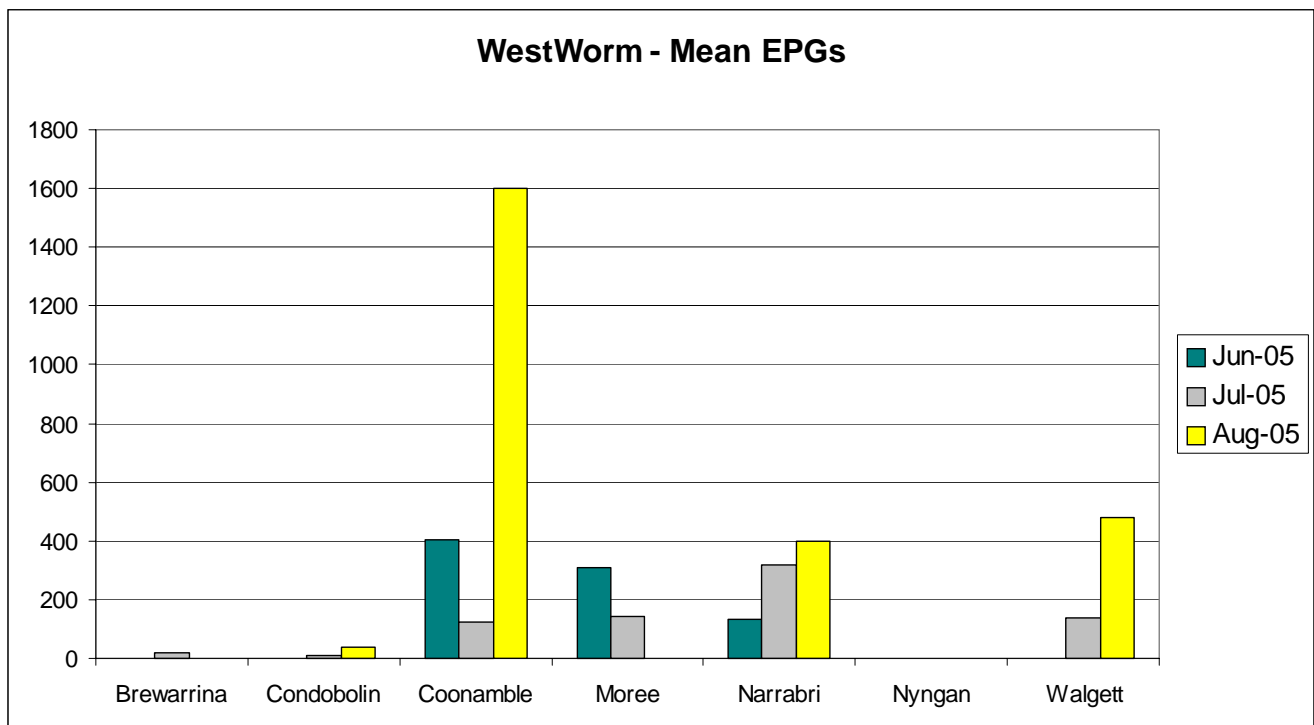
The information contained in this publication is based on knowledge and understanding at the time of writing (September 2005). However, because of advances in knowledge, users are reminded of the need to ensure that information upon which they rely is up to date and to check currency of the information with the appropriate officer of New South Wales Department of Primary Industries or the user's independent adviser.

Recognising that some of the information in this document is provided by third parties, the State of New South Wales, the author and the publisher take no responsibility for the accuracy, currency, reliability and correctness of any information included in the document provided by third parties.



## “WestWorm” region

| RLPB       | Mean EPGs |         |         |        | [Fluke] | High Worm Test | H>500 | H>40% | No. Worm Tests |
|------------|-----------|---------|---------|--------|---------|----------------|-------|-------|----------------|
|            | Aug 04    | June 05 | July 05 | Aug 05 |         |                |       |       |                |
| Brewarrina |           |         | 20      |        |         |                |       |       | 0              |
| Condobolin | 0         |         | 8       | 40     |         | 40             |       |       | 1              |
| Coonamble  | 32        | 403     | 122     | 1600   |         | 1600           |       |       | 1              |
| Moree      |           | 308     | 143     |        |         |                |       |       | 0              |
| Narrabri   | 54        | 132     | 316     | 401    |         | 836            | 2     | 4     | 4              |
| Nyngan     | 180       | 0       | 0       |        |         |                |       |       | 0              |
| Walgett    | 560       |         | 137     | 479    |         | 880            | 0     | 1     | 3              |



## “FarWestWorm” region

| RLPB        | Mean EPGs |         |         |        | [Fluke] | High Worm Test | H>500 | H>40% | No. Worm Tests |
|-------------|-----------|---------|---------|--------|---------|----------------|-------|-------|----------------|
|             | Aug 04    | June 05 | July 05 | Aug 05 |         |                |       |       |                |
| Balranald   | 157       | 40      | 6       | 50     | 2 ex 2  | 92             |       |       | 2              |
| Bourke      |           | 80      | 0       | 40     |         | 40             |       |       | 1              |
| Broken Hill |           |         |         |        |         |                |       |       | 0              |
| Cobar       |           |         |         |        |         |                |       |       | 0              |
| Hillston    |           |         | 32      |        |         |                |       |       | 0              |
| Milparinka  |           |         |         |        |         |                |       |       | 0              |
| Wanaaring   |           |         |         |        |         |                |       |       | 0              |
| Wentworth   |           |         | 36      |        |         |                |       |       | 0              |
| Wilcannia   |           |         |         |        |         |                |       |       | 0              |