



NSW DEPARTMENT OF
PRIMARY INDUSTRIES

Managing drought, sixth edition 2006 - Readers' Note

This document is part of a larger publication. The remaining parts and full version of the publication can be found at:

<http://www.dpi.nsw.gov.au/aboutus/resources/majorpubs/guides/managing-drought>

Updated versions of this document can also be found at the above web address.

This document is subject to the disclaimers and copyright of the full version from which it is extracted. These disclaimers and copyright statements are available in the appropriate document at the above web address.



NSW DEPARTMENT OF
PRIMARY INDUSTRIES

Section 4 Assistance

Key services and assistance

This guide has been compiled by NSW DPI as a quick reference to drought support services offered in this State. For a comprehensive guide to these services see the booklet *Support Services for Rural Families and Businesses* available from NSW DPI and RLPB offices.

NSW DEPARTMENT OF PRIMARY INDUSTRIES

Drought Hotline: 1800 814 647

Website: www.dpi.nsw.gov.au/drought

- Information on access to and eligibility for assistance measures (including state and federal assistance programs).
- Drought Support Workers: personal support, basic information on assistance and referral to other appropriate services.

Bourke – Lyn Leigo
(02) 6872 2077; 0427 265 810

Corowa – Don Burrows
(02) 6033 4245; 0427 324 033

Dubbo – Pip Brown
(02) 6881 1266; 0429 396 697

Goulburn – Dick Kearins
(02) 4828 6614; 0427 781 514

Gunnedah – Jenny Croft
(02) 6741 8336; 0429 446 417

Hay – Danny Byrnes
(02) 6993 1608; 0428 973 141

Parkes – Jan Bruce
(02) 6362 1000; 0427 257 191

Scone – Tania Chesworth/Caroline Long
(02) 6545 1800; 0428 249 092; 0428 296 332

Wagga Wagga – Lloyd Kingham
(02) 6938 1987; 0427 957 535

- Livestock, pasture and cropping information and advice.
- Subsidies for the transport of fodder, water and livestock.
- Rural Women's Network: information for rural women and their families.

NSW RURAL ASSISTANCE AUTHORITY (RAA)

Phone: 1800 678 593

Website: www.raa.nsw.gov.au

- Information regarding Exceptional Circumstances (EC) eligibility and assistance.
- Special conservation scheme assistance, e.g. dam de-silting, planting of perennial species such as lucerne, grain storage, stock and domestic water supplies.

NSW FARMERS ASSOCIATION

Member Service Centre 1300 794 000 or (02) 8251 1700

Services include advice on relief measures available and distribution of drought-related information.

DEPARTMENT OF COMMUNITY SERVICES

State Disaster Recovery Centre 1800 018 444

Website: www.community.nsw.gov.au/html/disaster/drought.htm

- Immediate financial assistance from the Community Disaster Relief Fund for household essentials including food and water.
- Personal family support and advice.

CENTRELINK

National Drought Assistance Line: 132 316

Website: www.centrelink.gov.au

- Personal counselling and access to a Financial Information Service.
- Exceptional Circumstances (EC) relief payment and information on exemptions from the means test for student payments.
- Rural Service Officers
 - Armidale – Russell Smith (02) 6774 8152
0421 915 532
 - Bowral – Chris Styles (02) 4860 4398
0427 216 004
 - Deniliquin – Matthew Van Zeyl 0428 270 952
 - Dubbo – Shane Skinner 0428 436 794
 - Griffith – Rody O'Grady (02) 6961 8213
0428 606 714

Nambucca Heads	(02) 6598 7111
– Gordon Bannister	0429 048 785
Orange – Paul McMahon	(02) 6392 6523
	0428 880 734
Parkes – Sue Riley	0429 840 114

DEPARTMENT OF STATE AND REGIONAL DEVELOPMENT

Website: www.business.nsw.gov.au

Albury (02) 6041 4808	
Armidale _____	(02) 6771 3284
Broken Hill _____	(08) 8087 8033
Dubbo _____	(02) 6882 8744
Orange _____	(02) 6361 2444
Tamworth _____	(02) 6766 1360
Wagga Wagga _____	(02) 6921 6422

- Payroll Tax relief for businesses dependent on farm income and supporting the farm sector such as machinery suppliers, to enable the retention of skilled workers.
- Grants of up to \$3000 for small businesses which support the farm sector to implement credit or business management strategies to sustain operations through and beyond the drought.

RURAL LANDS PROTECTION BOARDS

First point of contact for drought transport subsidies for fodder, livestock and water. See Appendix 4.

NSW HEALTH

Rural Support Line:
1800 201 123 (24 hour, seven days a week service)

- Help if you or your family are having trouble coping personally and emotionally.

COMMUNITY PARTNERS WITH STATE GOVERNMENT SERVICES

- Salvation Army: counselling, referral and limited household financial assistance in emergency situations. Salvo Care Line 1300 363 622
- Anglicare: various forms of physical, emotional, social and spiritual support (02) 9895 8000

- St Vincent de Paul: food, clothing and some financial support to people in need (02) 9560 8666
- ADRA Australia: food, clothing, personal and financial support to people in need (02) 9489 5488
- Centacare: social and emotional well-being of communities, families and individuals (02) 9390 5377.

RURAL FINANCIAL COUNSELLORS

Website: www.ruralcounselling.org.au

- Assess current financial position and help prepare budgets.
- Review contracts with financial institutions.
- Help with loan and assistance applications.
- Provide information on government assistance schemes.

Albury/Wodonga Rural Financial Counselling Service

_____ (02) 6948 4489, (Fax) (02) 6948 4489
dwerryhs@corry.albury.net.au

Bourke Rural Financial Counselling Service Bourke and Brewarrina

_____ (02) 6872 3255, (Fax) (02) 6872 3081
bourkercs@bigpond.com

Wentworth Balranald Rural Financial Counselling Service

_____ (02) 6995 1315; (Fax) (02) 6995 1224
Mildura _____ (03) 5021 1558, (Fax) (03) 5023 1180
wwen5555@bigpond.net.au

NORTHERN REGION RURAL FINANCIAL COUNSELLING SERVICE

(02) 6662 6191, (Fax) (02) 6662 3107
Armidale _____ (02) 6778 4784, (Fax) (02) 6778 4101
snrcs@tpg.com.au
Casino _____ (02) 6662 6191, (Fax) (02) 6662 3107
ruralc3@bigpond.net.au
Coonabarabran _____ (02) 6842 3105, 0428 477 856
(Fax) (02) 6842 3106, rfcs@tpg.com.au
Gloucester _____ (02) 6558 2570, (Fax) (02) 6558 2570
lhmrsvc@bigpond.com
Gunnedah _____ (02) 6742 2763, (Fax) (02) 6742 5199
gdrccs@northnet.com.au
Inverell _____ (02) 6721 0030, (Fax) (02) 6721 0960
nercs@northnet.com.au
Macksville _____ (02) 6568 3888, (Fax) (02) 6568 3866
ruralc@nor.com.au
Moree _____ (02) 6752 3561, (Fax) (02) 6752 3249
morrccs@northnet.com.au
Narrabri _____ (02) 6792 4798, 0427 924 798,
(Fax) (02) 6792 4834, terryhogan2@bigpond.com.au
Scone _____ (02) 6558 2570, (Fax) (02) 6558 2570
lhmrsvc@bigpond.com

**CENTRAL WEST RURAL FINANCIAL
COUNSELLING SERVICE**

(02) 6884 2275, (Fax) (02) 6884 4926

Coonamble ____ (02) 6822 3220, (Fax) (02) 6822 3263
cacbble@bigpond.net.au

Dubbo _____ (02) 6884 2275, (Fax) (02) 6884 4926
jjones@macras.com.au, andrew@macras.com.au

Forbes _____ (02) 6852 3837, (Fax) (02) 6852 3377
frcinc@westserv.net.au

Gilgandra ____ (02) 6847 1084, (Fax) (02) 6847 1331
cacgil@bigpond.net.au

Nyngan _____ (02) 6832 2169, (Fax) (02) 6832 2170
basinc@bigpond.com

Orange _____ (02) 6361 1117, (Fax) (02) 6361 8866
cwrfcc@ix.net.au

Tottenham _____ 6893 3843, (Fax) 6893 3829
lag@westserv.net.au

**SOUTHERN REGION RURAL FINANCIAL
COUNSELLING SERVICE**

(02) 5882 5918, (Fax) (02) 5882 5801

Cooma _____ (02) 6452 5059, (Fax) (02) 6452 3766
monarorfcc@snowy.net.au

Cowra _____ (02) 6341 1244, (Fax) (02) 6342 4668
cras@allstate.net.au

Crookwell _____ (02) 4832 0070, 0428 659261
(Fax) (02) 4832 0071, strcs@ceinternet.com.au

Deniliquin _____ (03) 5881 5766, 0428 815 766,
0427 324 033, (Fax) (03) 5881 3781
srras@bigpond.net.au, paula.sr@bigpond.net.au

Ganmain _____ (02) 6927 6622, 0428 694 601,
(Fax) (02) 6927 6633
nerrural@wagga.net.au

Hay _____ (02) 6993 4130, (Fax) (02) 6993 4140
srrashay@tpg.com.au

Lake Cargelligo (02) 6898 1151, (Fax) (02) 6898 1135
lakerfc@westserv.net.au



NSW DEPARTMENT OF
PRIMARY INDUSTRIES

Section 5

Appendixes

- **Appendix 1. Most likely dry matter (DM), metabolisable energy and crude protein content of feeds**
- **Appendix 2. Current drought publications available from the NSW Department of Primary Industries website and offices.**
- **Appendix 3. NSW Department of Primary Industries (Agriculture) Offices**
- **Appendix 4. Rural Lands Protection Board Contacts**
- **Appendix 5. Decision Support Systems**
- **Appendix 6. StockPlan**

Appendix 1

Most likely dry matter (DM), metabolisable energy and crude protein content of feeds

Foodstuff	Dry matter (%) [*]	ME (MJ/kg DM, or M/D)		Crude protein %DM	
		Average [*]	Tested range	Average [*]	Tested range
Low protein dry roughages					
Oaten hay	90	9.3	(8.5–9.5)	5.8	–
Wheaten hay	90	8.0	–	6.0	–
Pasture hay (mostly grass)	85–90	8.3	–	6.0	–
Oat, barley or wheat straw	90	5.0	(4.5–5.5)	3.0	–
Sorghum stubble	90	7.0	(6.5–8.0)	3.6	–
Cottonseed hulls	90	5.15	(2.9–6.3)	7.7	(4.0–11.5)
Rice hulls	90	2.4	–	2.0–3.1	–
Corn stubble	90	5.5	(4.5–6.5)	4.8	(2–7)
Soybean stubble	90	5.5	(4.0–6.5)	5.5	(4–6.5)
Peanut hulls	90	3.6	–	3.3	–
Oat hulls	90	5.3	(5.3–5.4)	3.8	–
Sorghum (failed crop)	90	9.0	(8.5–9.5)	7.4	–
Peanut hay	90	8.5	(8.0–9.0)	9.3	(7.6–10.7)
Soybean hay (mature)	90	6.0	(5.5–6.5)	8.1	–
Wheat stubble	90	5.1	(4.8–8.2)	–	–
Barley stubble	90	5.5	(5.1–6.2)	–	–
Rice stubble	90	5.7	(5.3–6.6)	–	–
Oat stubble	90	4.6	–	–	–
High-protein dry roughages					
Lucerne hay	90	8.5	(8–9.8)	15–20	–
Clover hay	85–90	9.0	(8.3–10.9)	13	–
Pasture hay (mostly clover)	85–90	8.3	–	11	–
Cowpea and field pea	90	9.5	–	16	–
Soybean hay (full pods)	90	9.5	(9–10)	13–14	–
Soybean hay (75% pods)	90	8.5	(8–9)	17	–
Low protein wet roughages					
Maize silage	25–30	8.5	(7.5–9.5)	6.9–9.0	–
Sorghum silage	25–30	8.0	(8.0–8.5)	6.9–7.5	–
Oat, wheat, barley or rye green fodder or silage (cut at flowering stage)	25–30	8.5	(8.3–8.7)	6.0–8.0	–
High-protein wet roughages					
Lucerne green fodder	25	8.3	–	16	–
Lucerne silage	25–30	8.4	–	15	–
Pasture fodder (mixed grass & clover)	25	10.3	–	17.5	–
Pasture silage (mixed grass & clover)	20	8.2	–	16	–
Young oats, wheat, barley, rye, or millet grazing	25	9.3	–	10	–
Grains					
Maize	90	13.5	(13–14)	9.5	(9.0–10)
Grain sorghum	90	13	–	9	(5–11)
Wheat	90	13	(12.5–13.5)	12	(11–13)
Barley	90	13	(12.5–13)	11	(10–12)
Oats	90	12.5	(11–13)	10.5	(10–11)
Pulse grains					
Faba beans	90	12.5	–	25.6	–
Field peas	90	13	–	25	–
Lupins	90	13	–	32	–

Most likely dry matter (DM), metabolisable energy and crude protein content of feeds (continued)

Foodstuff	Dry matter (%) [*]	ME (MJ/kg DM, or M/D)		Crude protein %DM	
		Average [*]	Tested range	Average [*]	Tested range
Cereal grain by-products					
Wheat pollard	90	11	–	15	–
Wheat bran	90	12	–	15	–
Oat bran	90	9	–	8.0	–
Hominy	90	12.6	–	11	(10–12)
Rice bran	90	11	–	14	–
Protein-rich concentrates					
Soybean meal	90	12	–	50	–
Safflower meal	90	11	–	40–55	–
Peanut meal	90	11	–	42	–
Cottonseed meal (decorticated)	90	10.5	–	41	28–43
Linseed meal	90	11.5	–	30–35	–
Sunflower meal	90	10.5	–	40–45	–
Coconut meal (6% fat)	90	12.5	–	21	–
Milk powder (cow's whole)	90	17	–	26.5	–
Milk powder (cow's skimmed)	90	12.8	(12.6–13)	36	–
Urea (46% nitrogen)	90	–	–	Equivalent to about 280	–
Miscellaneous					
Brewers grains (dry)	90	9.5	–	20	–
Molasses	75	13	–	3.5	–
white cotton seed	90	13	–	20	12–22
Sheep and cattle nuts	90	11	(9–13)	15	–

^{*} This figure should be used as a guide only because of the wide variation between samples – laboratory testing of feeds is recommended.

NSW Department of Primary Industries laboratory testing services

NSW DPI operates a network of laboratories across the state which offer a wide range of testing services to support rural and other enterprises. All laboratories are fully accredited by NATA to international standards and use the latest methods and equipment.

Services available include:

Chemical residues: Tests include organophosphates, organochlorides, pyrethroids, and most other pesticides in a range of materials including water, soil, animal products, fodder and other produce.

Animal feeds: A full range of testing is available on pastures, silages, grains and by-products.

Water testing: Tests are tailored for agricultural uses and include pH, conductivity (salinity), alkalinity, hardness, chloride and trace metals.

Veterinary testing: Tests are available for diagnostic, market assurance and stock health monitoring purposes, as well as health certification for export purposes. Where possible, submit your samples through your veterinary practitioner or district veterinarian.

WormTest kits are available through DPI offices.

For information on our services please visit our website at www.dpi.nsw.gov.au/aboutus/services/diagnostic_and_inspection/diagnostic_and_laboratory_services

Further information:

Veterinary testing (02) 4640 6327 (Camden)

Feed testing (02) 6938 1957 (Wagga Wagga)

Chemical testing (02) 6626 1103 (Wollongbar)

Appendix 2

Current drought publications available from the NSW Department of Primary Industries website and offices

Website address:

www.dpi.nsw.gov.au/drought

Updates of this guide and a substantial number of additional documents are available from the NSW Department of Primary Industries (NSW DPI) website. Clients who do not have direct Internet access are encouraged to use Internet facilities available at most public libraries. Printed copies of publications may also be available from the NSW DPI offices listed in Appendix 3.

Features of the NSW DPI Drought website include the following.

- Drought assistance available, including the forms for state-based assistance and some information on eligibility criteria.
- Drought feeding, including a range of feeding strategies for different species and classes of stock, and some handy tools and resources for calculating feed values and costs.
- Assessing pasture, including information on pasture sustainability and management.
- Assessing animal condition.
- Animal health and welfare.
- Drought and climate forecasting, including current maps of drought-affected areas, guidelines on assessing pasture condition, information on risk assessment, and notes on reviewing historical climate information.

- Planning to handle drought, including drought strategies, water considerations and key prompts.
- Financial considerations, including transport, agistment, feeding, selling, and taxation implications.
- Drought recovery information, including information on restocking, soil management, weed control and tree management.
- A site map of the website.

Other relevant websites include:

Bureau of Meteorology – www.bom.gov.au

NSW Association of Rural Financial Counsellors – www.ruralcounselling.org.au

NSW Rural Assistance authority – www.raa.nsw.gov.au

Queensland Government: The Long Paddock – www.longpaddock.qld.gov.au

Rural Lands Protection Boards – www.rlpb.org.au

NSW DPI Bookshop

Publications mentioned in this book are available from the NSW DPI Bookshop by phoning 1800 028 374 (toll free) or faxing 1800 642 065.

The NSW DPI catalog lists these publications and many others, and is available free of charge by phoning or faxing the above numbers.

Appendix 3

NSW Department of Primary Industries offices where drought advice may be available

Albury _____	6041 6500	Gunnedah _____	6741 8333
Alstonville _____	6626 2400	Hay _____	6993 1608
Armidale Beef Industry Centre _____	6770 1800	Inverell _____	6722 1388
– District Office _____	6738 8500	Kempsey _____	6562 6244
Balranald _____ (03)	5020 0045	Kyogle _____	6632 1900
Bathurst _____	6330 1200	Moree _____	6752 5111
Bega _____	6492 1733	Mudgee _____	6372 4700
Berry _____	4464 1251	Murwillumbah _____	6672 2770
Bourke _____	6872 2077	Narrabri _____	6799 1500
Broken Hill _____ (08)	8087 1222	Nyngan _____	6832 1305
Camden – EMAI _____	4640 6333	Orange – Head Office _____	6391 3100
Canberra _____	6246 5548	– Agricultural Institute	
Casino _____	6662 2288	(Advisory Office) _____	6391 3800
Coffs Harbour _____	6650 3111	Parkes _____	6862 1000
Condobolin _____	6895 1025	Paterson (Tocal) _____	4939 8888
Cooma _____	6452 3411	Queanbeyan _____	6297 1861
Coonabarabran _____	6842 1452	Richmond _____	4588 2100
Coonamble _____	6822 1000	Scone _____	6545 1800
Cootamundra _____	6942 4957	Tamworth _____	6763 1100
Cowra _____	6349 9777	Taree _____	6552 7299
Dareton _____ (03)	5019 8400	Temora _____	6977 3333
Deniliquin _____ (03)	5881 9999	Trangie _____	6880 8000
Dubbo _____	6881 1270	Tumut _____	6947 4188
Finley _____ (03)	5883 1644	Wagga Wagga _____	6938 1999
Flemington _____	9764 3311	Walgett _____	6828 1288
Forbes _____	6850 2922	Warren _____	6847 4507
Glen Innes _____	6730 1900	Wellington _____	6840 0999
Gloucester _____	6558 1707	West Wyalong _____	6972 2244
Gosford _____	4348 1900	Wollongbar _____	6626 1200
Goulburn _____	4828 6600	Yanco _____	6951 2611
Grafton _____	6640 1600	Yass _____	6226 2199
Griffith _____	6960 1300	Young _____	6382 1077

Appendix 4

Rural Lands Protection Board Contacts

Board	Contact	Telephone	Facsimile	Email
Armidale	Daryl Paull	6772 2366	6772 7274	armidale@rlpb.org.au
Balranald	Ann Duryea	03 5020 1691	03 5020 1571	ann.duryea@rlpb.org.au
Wentworth	Trevor Ablett	03 5027 3064	03 5027 2101	trevor.ablett@rlpb.org.au
Bombala	Chris Philbrick	6458 3055	6458 3099	adminbombala@rlpb.org.au
Bourke	Linda Marsh	6872 2322	6872 3142	bourke@rlpb.org.au
Braidwood	Roger D'Arcy	4842 2536	4842 2790	braidwood@rlpb.org.au
Brewarrina	Simone Geddes	6839 2047	6839 2916	brewarrina@rlpb.org.au
Broken Hill	Ruth Holmes	08 8087 3378	08 8088 2051	brokenhill@rlpb.org.au
Casino	Peter Baum	6662 3166	6662 6012	casino@rlpb.org.au
Central Tablelands	Tim Johnston	6331 1377	6331 6915	general.manager@ctrlpb.org.au
Cobar	Julie Wilkins	6836 2081	6836 1419	cobar@rlpb.org.au
Condobolin	Hanley Armstrong	6895 2152	6895 2049	hanley.armstrong@rlpb.org.au
Cooma	Stephen Molloy	6452 1122	6452 4982	cooma.admin@rlpb.org.au
Coonabarabran	Shannon Brooker	6842 1300	6842 1770	coonabarabran@rlpb.org.au
Coonamble	Marie Dawson	6822 1588	6822 2338	coonamble.admin@rlpb.org.au
Dubbo	Narelle Rodway	6882 2133	6884 2302	dubbo.admin@rlpb.org.au
Forbes	Sharon Daishe	6852 1688	6852 4065	forbes@rlpb.org.au
Gloucester	Dianne Lamborne	6553 4233	6553 4148	gloucester.admin@rlpb.org.au
Goulburn	Tony Cavanagh	4821 2522	4821 9761	Goulburn.admin@rlpb.org.au
Grafton	Neville Collins	6642 3699	6643 9045	grafton@rlpb.org.au
Gundagai	Ian Clingan	6944 1588	6944 1867	gundagai@rlpb.org.au
Hay	Filomena Pingiaro	6993 1403	6993 3497	hay@rlpb.org.au
Hillston	Ebony Bendall	6967 2507	6967 2828	ebony.bendall@rlpb.org.au
Hume	Kathy Patten	6040 4210	6025 6431	kathy.patten@rlpb.org.au
Holbrook	Chris Whitehead	6036 2733	6036 2618	chris.whitehead@rlpb.org.au
Hunter	Mary Steepe	6545 1311	6545 1644	hunter.admin@rlpb.org.au
Singleton		6572 2944	6572 2533	hunter.admin@rlpb.org.au
Kempsey	Sue Kerin	6562 7822	6562 7693	kempsey@rlpb.org.au
Maitland	Warren Johnstone	4932 8866	4932 5706	maitland@rlpb.org.au
Milparinka	Lois Harrison	08 8091 3306	08 8091 3425	milparinka@rlpb.org.au
Molong	Peter Cousins	6366 8505	6366 8382	molong.admin@rlpb.org.au
Moree	Lindy Goodman	6752 8012	6752 4368	moree@rlpb.org.au
Moss Vale	Graham South	4655 9165	4655 3054	mossvale.admin@rlpb.org.au
Mudgee–Merriwa (Merriwa)	Jeff McQuiggin	6372 1866 (6548 2175)	0263 72 3295 (6548 2409)	mudgee@rlpb.org.au
Murray	Chris McFarlane	03 5886 1203	03 5886 1410	murray@rlpb.com.au
Narrabri	Eslyn Johns	6792 2533	6792 1738	narrabri@rlpb.org.au
Narrandera	Chris Wills	6959 2322	6959 3077	narrandera@rlpb.org.au

Board	Contact	Telephone	Facsimile	Email
Northern New England	Debbie Cuneen (Acting)	6732 1200	6732 1420	nne@rlpb.org.au
Tenterfield		6736 1355	6736 2614	
Northern Slopes	Deborah King	6729 1528	6729 1716	ao.nsrpb@northnet.net.au
Nyngan	Samantha Griffiths	6832 1008	6832 1635	nyngan@rlpb.org.au
Riverina	Geoffrey Corboy	03 5881 1055	03 5881 1375	riverina.admin@rlpb.org.au
South Coast	Trevor Drowley	6492 1283	6492 3516	bega.admin@rlpb.org.au
Milton		4454 3053	4454 3054	
Tamworth	Fiona Snape	6762 2900	6762 2977	tamworth@rlpb.org.au
Tweed–Lismore	Brian McInnes	6621 2317	6621 2928	tlrlpb@rlpb.org.au
Wagga Wagga	Lance Beamish	6923 0900	6921 8365	wagga@rlpb.org.au
Walgett	Patrica Brooks	6828 1047	6828 1507	walgett_rlpb@bigpond.com
Wanaaring	Kevin Smith	6874 7749	6874 7387	wanaaring@rlpb.org.au
Wilcannia	TBA	08 8091 5070	08 8091 5876	wrlpb@bigpond.com.au
Yass	Kim Turner	6226 1155	6226 2989	yass.admin@rlpb.org.au
Young	Peter Brown	6382 1255	6382 3454	young.admin@rlpb.org.au
State Council	Kate Haynes	6391 3242	6391 3744	kate.haynes@rlpb.org.au or rlpbsc@rlpbns.org.au

Appendix 5

Decision Support Systems

A number of courses and computer software programs are available to help farmers make strategic decisions during periods of drought.

- **Australian Rainman**[®] uses historical long-term daily and monthly rainfall data along with the Southern Oscillation Index and Sea Surface Temperature data to allow producers to calculate the chances of daily, monthly and seasonal rain.

Australian Rainman[®] is available from:
CB Alexander Agricultural College, Tocal
Paterson NSW 2421
Phone: 1800 025 520
Fax: 4938 5549
\$104.50

- **Grazfeed** can be used to determine feed requirements and the value of feed supplements.

GrazFeed[®] is available from:
Horizon Technology Pty Ltd
PO Box 598
Roseville NSW 2069
Phone: 9805 1941
Fax: 9887 4428
\$423.50

- **ProGrazePlus** is a fodder budgeting workshop series designed to evaluate and assist in the management of grazing plans using a decision support program called ProPlus.

ProGrazePlus is available from:
NSW Department of Primary Industries
district offices.

- **StockPlan** is a suite of computer decision support tools that enable cattle and sheep producers to explore management options in the early stages of and during a drought. The main aim of these decision-making tools is to assist producers make management decisions that minimise the environmental and financial impacts of drought.

For details on StockPlan, see appendix 6.

Appendix 6

StockPlan

'StockPlan® Exploring management options for drought and recovery' is a training program for sheep/beef producers, advisors and agribusiness, focusing on developing least-cost strategies for drought and drought recovery using its three key computer decision support systems. Its greatest benefit is in long-term drought planning, using 'what if' questions.

- What if I stick to wool production or run dry sheep only, or even change to cattle?
- What if the season dries up – will I feed, agist or sell?
- Can my ewes or cows lose weight, or how much do I feed and at what cost?
- What effect is selling going to have on my future flock and cattle structure?
- When will my cash flow return to normal after a drought?

You decide the option you wish to consider, enter the numbers and think about the results given to you. These computer decision support systems provide results that allow you to make sound judgements and to act on those judgements, but the choice is yours.

With funding from Australian Wool Innovation and NSW DPI, StockPlan has developed:

- a new producer manual
 - StockPlan Basics (Modules 1–4)
 - StockPlan Extras Home Study Guide
- a new producer/participant's resources CD
- a new facilitator's guide CD
- a new version of the decision support software
- a new StockPlan web page on the AWI and NSW DPI sites.

StockPlan training program

1. **StockPlan Software and User Manual** is a suite of computer decision support tools that enable cattle and sheep producers explore management options in the early stages of drought and during drought. Management options are explored through three StockPlan tools: Drought Pack, Im Pack and FSA Pack; and helpful advice through a number of StockPlan links.

StockPlan Basics Producer Manual

contains information and activities to help participants to complete a **Drought Risk Management Plan** that can be incorporated into the farm's business plan. The StockPlan Basics tier is completed by the participant during the workshop sessions, with some at-home tasks. The StockPlan Basics Producer Manual contains 4 modules. The tools of the StockPlan Software (Drought Pack, FSA Pack, and Im Pack) are progressively introduced to the workshop participants during activities outlined in the manual.

StockPlan Extras Home Study Guide, coupled with the **Drought Plan Templates** (on the Participant's Resources CD), contains additional steps to help the participant to complete a more detailed **Whole-farm Drought Risk Management Plan**. This is an optional program completed by the participant at home and follows on from StockPlan Basics.

2. **Participants Resources CD** contains a variety of links and documents to support the manual and home study guide.
3. **Facilitator's Guide CD** provides a step by step framework to help facilitators to fully understand the program and to provide resources for delivery during the workshops.

StockPlan workshops are available to producers and agribusinesses. The package assists producers to improve their drought management skills, lower the risk of degrading pastures and financial losses, encourage pro-active decision-making and provides a platform for producers to investigate the production and financial implications for a farm business.

The StockPlan suite

The three decision-making tools are integrated into one package to assist making management decisions. This is because no one program can assist in answering the complexities of pro-active decision-making for a drought. The decision to use only one or all of the decision tools will depend on the individual circumstances of a producer and thus provides them with a choice.

StockPlan has the potential to assist producers to make informative and timely decisions before the onset of a full-blown drought.

Drought Pack

Drought Pack is an energy-based model (MJ ME/kg fed) that assesses the cost of feeding and determines the break-even price for specific animal classes.

ImPack

This decision tool uses a static modelling approach that provides a producer with the opportunity to assess the structure of the herd or flock over a 10-year period.

The ImPack decision tool allows the user to explore a wide range of options, for instance, selling-off parts of the herd or flock and recovering stock numbers over the following years.

FSA Pack

The FSA Pack ('feed', 'sell' or 'agist' decisions) is designed to evaluate the cost of the various options for a specific group of livestock rather than for a whole-farm analysis. FSA allows for the user to specify up to four different drought lengths, and provides cash cost estimates and 'bottom line' financial estimates.

Contact details

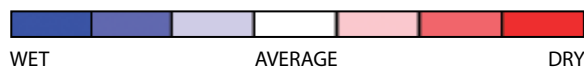
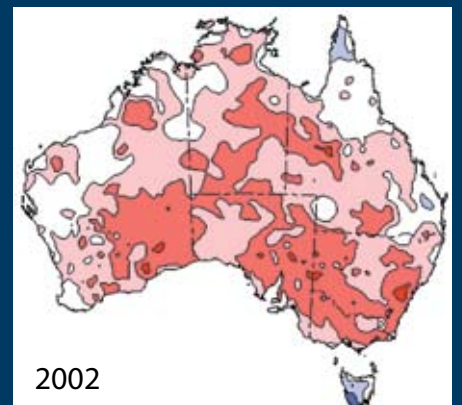
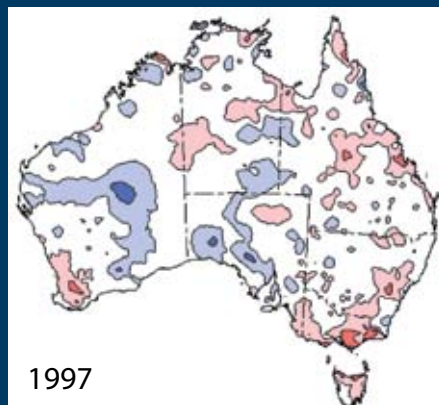
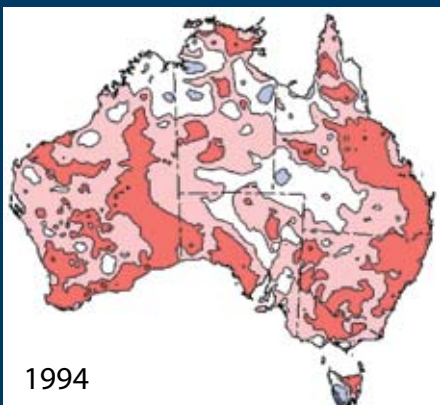
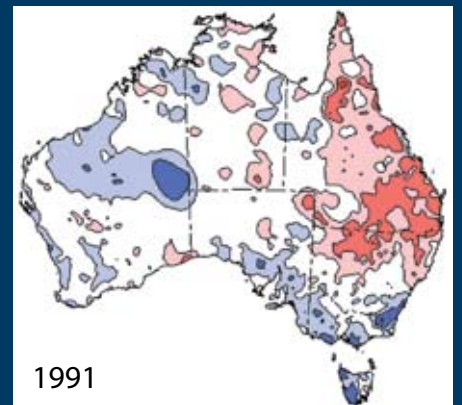
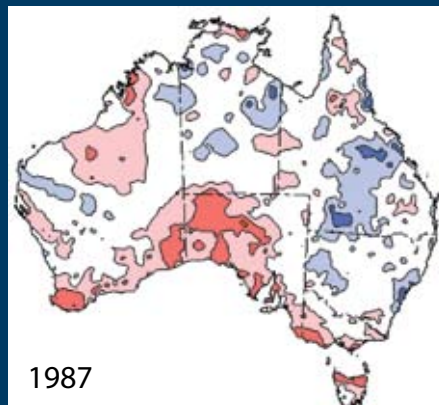
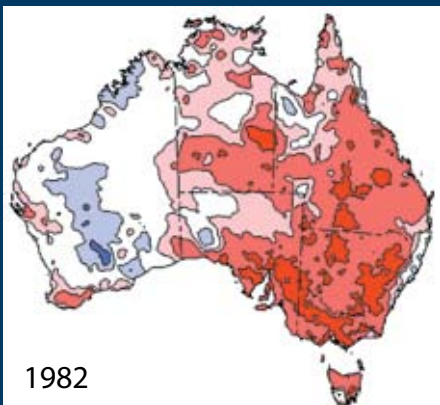
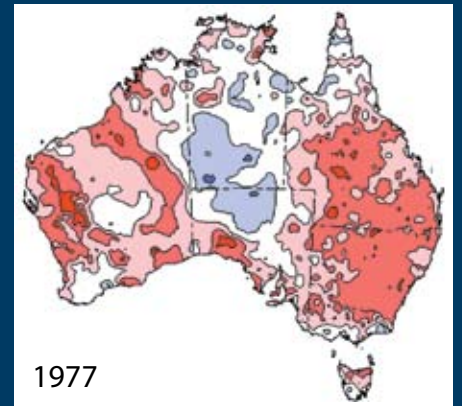
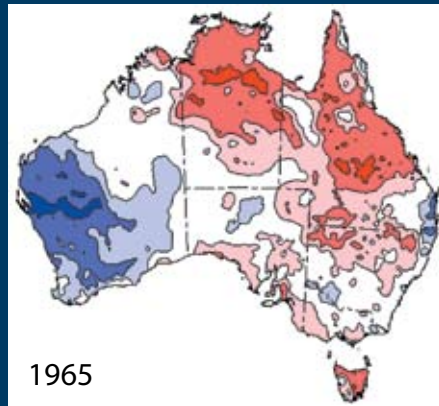
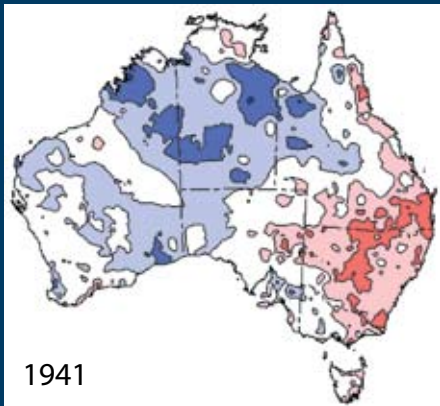
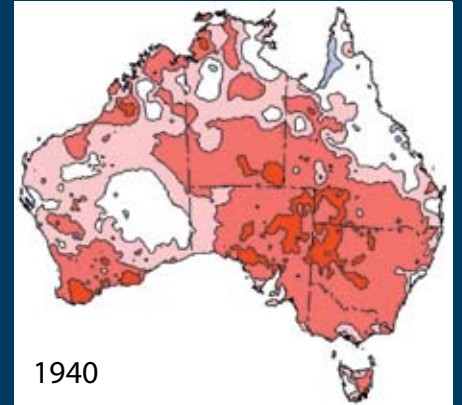
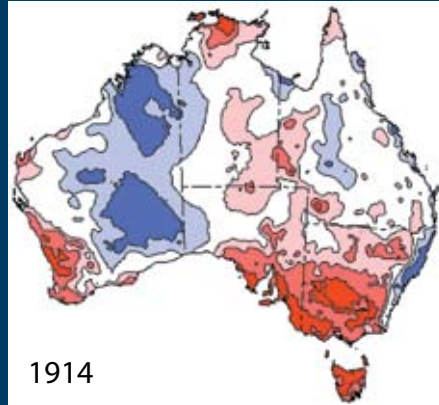
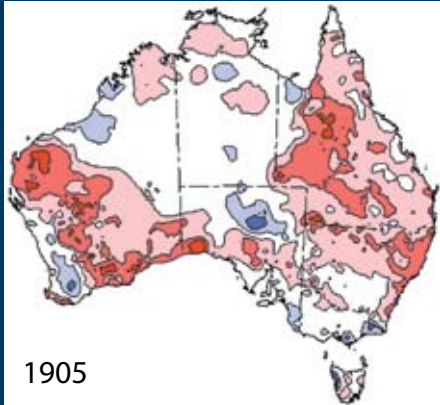
For more details and workshop registration, contact

NSW Department of Primary Industries
Murrumbidgee Rural Studies Centre
1800 628 422

Facing page

Generally, NSW receives below average rainfall during an El Nino and above average rainfall with La Nina. The facing page shows the impact of 12 major El Nino events. It is important to note that each El Nino event is different – for example, the 1997 El Nino had far less impact on NSW than the 1994 El Nino. Also, while total rainfall over a season is commonly below average, we can expect there will be some rain, although the amount and timing can not be forecast beyond a few days in advance. If drought is defined as drier than the lowest rainfall decile (1 year in 10) and El Nino events occur every 4–5 years, then during any one particular El Nino there will be some areas that will not have a drought.

Winter/spring rainfall deciles of 12 major El Nino events





NSW DEPARTMENT OF
PRIMARY INDUSTRIES

Drought Hotline 1800 814 647
www.dpi.nsw.gov.au/drought
E-mail hotline@dpi.nsw.gov.au