

DPI FISHERIES WEEKLY UPDATE

Weekly % change: 0% 01-19% 2-29% 3-39% 4+%

EFFORT QUOTAS @ 24 April 2024

EG Meshing



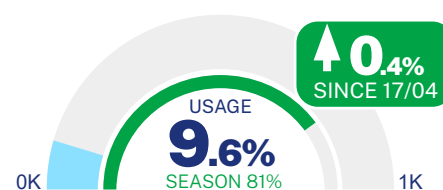
Allocation 38,656 days
Fishing Period 1 Jul 23 - 30 Jun 24

EG Cat 1 Haul



Allocation 9,628 days
Fishing Period 1 Jul 23 - 30 Jun 24

EG Cat 2 Haul



Allocation 936 days
Fishing Period 1 Jul 23 - 30 Jun 24

OT Prawn Effort



Allocation 542,000 units
Fishing Period 1 May 23 - 30 Apr 24

SPECIES QUOTAS @ 24 April 2024

EG Mud Crab



Allocation 206,303 kg
Fishing Period 1 Jul 23 - 30 Jun 24

EG Blue Swimmer Crab



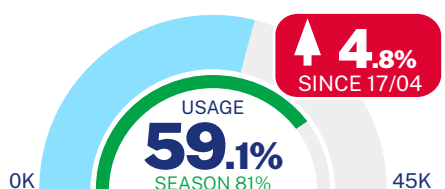
Allocation 224,998 kg
Fishing Period 1 Jul 23 - 30 Jun 24

EG Eel



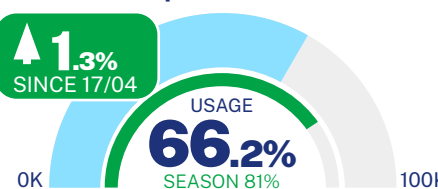
Allocation 137,001 kg
Fishing Period 1 Jul 23 - 30 Jun 24

OH Eastern Sea Garfish



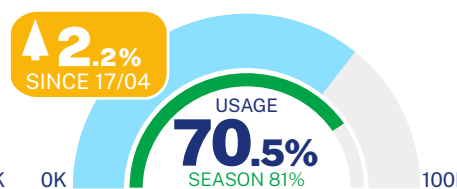
Allocation 45,500 kg
Fishing Period 1 Jul 23 - 30 Jun 24

OTL Spanner Crab



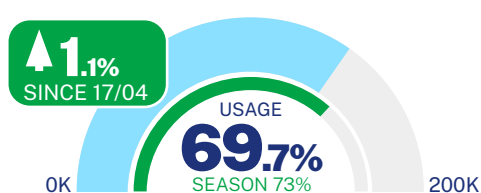
Allocation 100,000 kg
Fishing Period 1 Jul 23 - 30 Jun 24

Abalone



Allocation 100,000 kg
Fishing Period 1 Jul 23 - 30 Jun 24

Eastern Rock Lobster



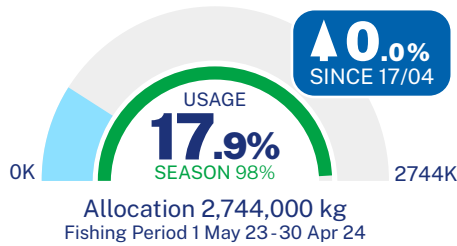
Allocation 200,000 kg
Fishing Period 1 Aug 23 - 31 Jul 24

Red Urchin

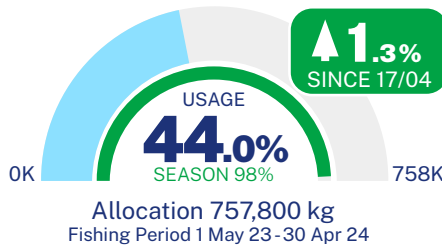


Allocation 9,501 kg
Fishing Period 1 Jan 24 - 31 Dec 24

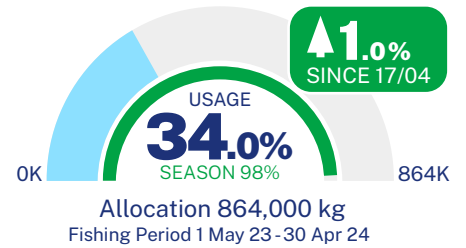
OH Australian Sardine



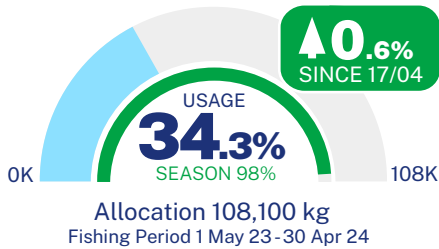
OH Blue Mackerel



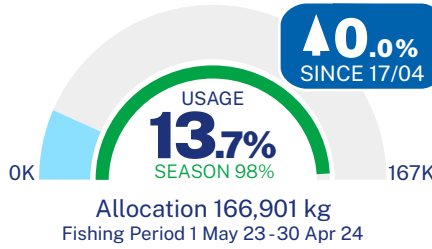
OH Yellowtail Scad



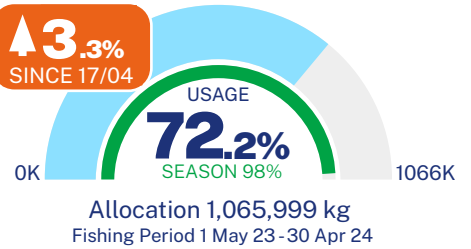
OT Bluespotted Flathead



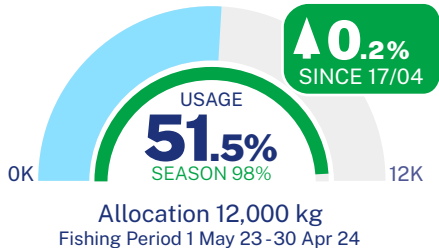
OT Tiger Flathead



OT Trawl Whiting



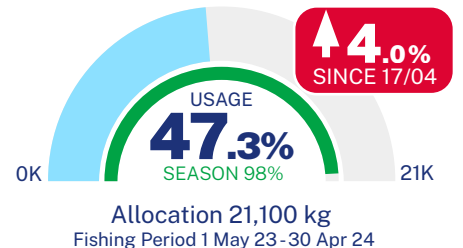
OT Silver Trevally



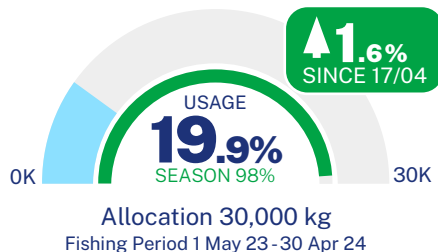
OTL Bass Grouper



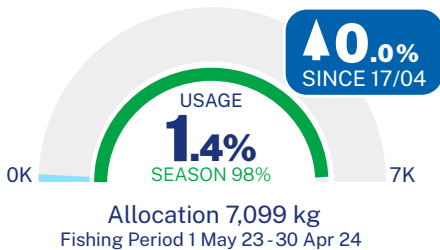
OTL Bigeye Ocean Perch



OTL Blue-eye Trevalla



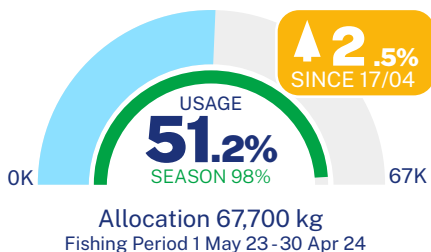
OTL Gemfish



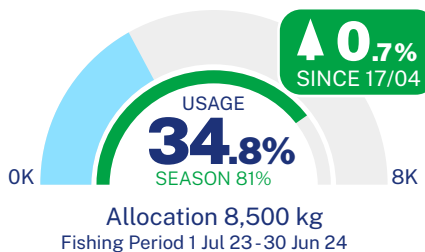
OTL Hapuku



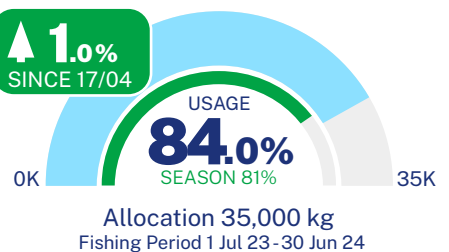
OTL Pink Ling



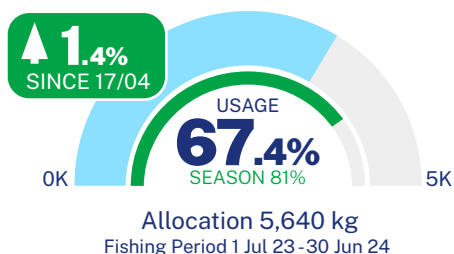
EGHG Beachworm



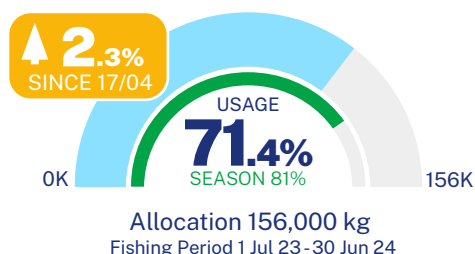
EGHG Cockle



EGHG Ghost Nipper



EGHG Pipi



CALCULATING CATCH AND EFFORT QUOTA

Important information

- Each Total Allowable Catch (TAC) and Total Allowable Effort (TAE) determination in a share management fishery is allocated among shareholders as quota to each fishing business proportional to the number of relevant shares held.
- The TAC determination for Red Sea Urchin is allocated equally as quota to each fishing business in the Sea Urchin and Turban Shell fishery holding a Sea Urchin endorsement.
- Each allocation is made rounded to one decimal place. The allocation figures shown in this table are an approximation per share and rounded to two decimal places.
- Quota is allocated before the start of each fishing period, and the quota may be used or transferred within that period.
- The amount of quota allocated will change if a new TAC/TAE is determined, shares or endorsements are removed from the system (i.e., cancelled, following forfeiture or surrender) before the allocation is made, or quota is forfeited at the time a new determination is made.
- Quota for Beachworm and Ghost Nipper is allocated as numbers rather than weight, using a conversion of 1 Beachworm = 10 grams and 1 Ghost Nipper = 3 grams for respective allocations.
- OT - Prawn Effort is expressed as Standardised Hull Unit Days (SHUD) and an online calculator can be found at <https://www.dpi.nsw.gov.au/fishing/commercial/fisheries/ocean-trawl/ocean-trawl-quota-calculator>

Fishing Period	Share class	Total shares	TAC/TAE determination	Allocation per share
Lobster 1 Aug 23 - 31 Jul 24	Lobster	9,621	200 tonnes	20.79 kg
Ocean Hauling 1 May 23 - 30 Apr 24	OH - Australian Sardine	6,007	2,744 tonnes	456.80 kg
	OH - Blue Mackerel	7,006	757.8 tonnes	108.16 kg
	OH - Yellowtail Scad	1,006	864 tonnes	858.85 kg
Ocean Hauling 1 Jul 23 - 30 Jun 24	OH - Eastern Sea Garfish	2,800	45.5 tonnes	16.25 kg
Ocean Trawl 1 May 23 - 30 Apr 24	OT - Bluespotted Flathead	10,077	108.1 tonnes	10.73 kg
	OT - Tiger Flathead	15,121	166.9 tonnes	11.04 kg
	OT - Silver Trevally	4,990	12 tonnes	2.40 kg
	OT - Trawl Whiting	10,084	1,066 tonnes	105.71 kg
	OT - Prawn Effort	780,716	542,000 SHUD	0.69 SHUD
Ocean Trap & Line	OTL - Bass Grouper	379	6.1 tonnes	16.10 kg

Fishing Period	Share class	Total shares	TAC/TAE determination	Allocation per share
1 May 23 - 30 Apr 24	OTL - Bigeye Ocean Perch	1,518	21.1 tonnes	13.90 kg
	OTL - Blue-eye Trevalla	5,025	30 tonnes	5.97 kg
	OTL - Gemfish	1,244	7.1 tonnes	5.71 kg
	OTL - Hapuku	386	5.2 tonnes	13.47 kg
	OTL - Pink Ling	5,018	67.7 tonnes	13.49 kg
Ocean Trap & Line 1 Jul 23 - 30 Jun 24	OTL - Spanner Crab	1,819	100 tonnes	54.98 kg
Estuary General 1 Jul 23 - 30 Jun 24	EG - Blue Swimmer Crab	44,904	225 tonnes	5.01 kg
	EG - Mud Crab	18,770	206.3 tonnes	10.99 kg
	EG - Eel	21,200	137 tonnes	6.46 kg
	EG - Beachworm	1,535	8.5 tonnes	5.54 kg
	EG - Cockle	5,629	35 tonnes	6.22 kg
	EG - Pipi	2,945	156 tonnes	52.97 kg
	EG - Ghost Nipper	2,023	5.6 tonnes	2.77 kg
	EG - Meshing Reg1	4,550	2,002 days	0.44 days
	EG - Meshing Reg2	13,200	7,709 days	0.58 days
	EG - Meshing Reg3	6,725	4,846 days	0.72 days
	EG - Meshing Reg4	20,425	15,196 days	0.74 days
	EG - Meshing Reg5	5,300	2,731 days	0.52 days
	EG - Meshing Reg6	6,050	3,651 days	0.60 days
	EG - Meshing Reg7	3,900	2,521 days	0.65 days
	EG - Cat 1 Haul Reg1	1,000	593 days	0.59 days
	EG - Cat 1 Haul Reg2	3,125	2,497 days	0.80 days
	EG - Cat 1 Haul Reg3	1,250	606 days	0.48 days
	EG - Cat 1 Haul Reg4	6,225	3,017 days	0.48 days
	EG - Cat 1 Haul Reg5	1,775	1,217 days	0.69 days
	EG - Cat 1 Haul Reg6	2,050	994 days	0.48 days
	EG - Cat 1 Haul Reg7	1,325	703 days	0.53 days
	EG - Cat 2 Haul Reg1	850	42 days	0.05 days
	EG - Cat 2 Haul Reg2	3,200	238 days	0.07 days
	EG - Cat 2 Haul Reg3	2,150	97 days	0.05 days
	EG - Cat 2 Haul Reg4	6,075	264 days	0.04 days

Fishing Period	Share class	Total shares	TAC/TAE determination	Allocation per share
	EG - Cat 2 Haul Reg5	1,125	63 days	0.06 days
	EG - Cat 2 Haul Reg6	1,925	185 days	0.10 days
	EG - Cat 2 Haul Reg7	1,000	48 days	0.05 days
Abalone 1 Jul 23 - 30 Jun 24	Abalone	3,454	100 tonnes	28.95 kg
Sea Urchin & Turban Shell 1 Jan 24 - 31 Dec 24 1 Jan 25 - 31 Dec 25	Sea Urchin	37	9.5 tonnes	256.80 kg

© State of New South Wales through Regional NSW 2024. The information contained in this publication is based on knowledge and understanding at the time of writing April 2024. However, because of advances in knowledge, users are reminded of the need to ensure that the information upon which they rely is up to date and to check the currency of the information with the appropriate officer of the Regional NSW or the user's independent adviser.