



Department of
Primary Industries

NSW **Game Hunting** Guide



Published by the NSW Department of Primary Industries

NSW Game Hunting Guide

First published April 2017

ISBN 978-1-74256-917-8

More information

DPI Game Licensing Unit

Orange NSW 2800

game.licensing@dpi.nsw.gov.au

dpi.nsw.gov.au/hunting

Cover image: NSW Department of Primary Industries

© State of New South Wales through the Department of Industry, 2017. You may copy, distribute and otherwise freely deal with this publication for any purpose, provided that you attribute the NSW Department of Primary Industries as the owner.

Disclaimer: The information contained in this publication is based on knowledge and understanding at the time of writing (April 2017). However, because of advances in knowledge, users are reminded of the need to ensure that information upon which they rely is up to date and to check currency of the information with the appropriate officer of the Department of Primary Industries or the user's independent adviser.

EXPAND YOUR SIGHTS



Get a NSW Game Hunting Licence and unlock your access to two million hectares of public land in NSW.

Explore and hunt public land areas from the coast to the rangelands and western plains for a variety of game species.

Your game hunting licence includes \$20 million public liability insurance.

We use your game hunting licence fees to combat illegal hunting and to fund research into game and feral animals.

TBR8707

DPI.NSW.GOV.AU/HUNTING

**INSURED
HUNTING**



Department of
Primary Industries

CONTENTS

Introduction	4	Restricted Game Hunting Licences (R-Licences)	20
Hunting in NSW	4	R-Licence hunting methods	20
About this guide	4	R-Licence types	21
NSW Game Hunting Licences	5	Approved Hunting Organisation membership	21
Licence fees	6	R-Licence Accreditation Course	21
Benefits of holding a licence	7	Applying for an R-Licence	25
Public liability insurance	7	General Game Hunting Licences (G-Licences)	33
Licence terms	7	G-Licence types	34
Restrictions on who we can licence	7	How to qualify	34
Game and Pest Management Advisory Board	8	Applying for a G-Licence	34
Your licence fees at work	8	Hunting rules and regulations	42
Do I need a Game Hunting Licence in NSW?	9	Code of practice	42
Getting a licence	12	General hunting regulations (public and private land)	43
Processing of licence applications	12	What can I hunt?	46
Payments	12	Game animals	46
Concession rates	12	Definitions	46
Interim licences	13	Part 1: Non-indigenous game animals	47
Keep your details current	14	Part 1A: Native game birds	48
Lost, stolen or damaged licences	14	Part 2: Non-indigenous animals	49
Renewing your licence	14		
Online services	15		
Hunting clubs and organisations	18		

Deer hunting in NSW	50	Where can I hunt – Public Land	87
Deer hunting open seasons	50	Declarations of land for hunting	87
Use of spotlights and electronic devices	50	What is public land?	87
Use of motor vehicles, watercraft and aircraft to hunt deer	50	Hunting in NSW State forests	90
Use of baits, lures, decoys and live animals to hunt deer	51	Declared State forests in NSW	96
Use of dogs for hunting deer	51	Regulations for hunting on public land	97
Ecological Deer Management	51	Specific rules for hunting in State forests	99
Identifying deer species in NSW	53	Written permission conditions	100
Native game bird hunting in NSW	60	Hunter education	106
Part 1A: Native game bird species	61	Hunter LEAP Providers	106
Native Game Bird Support Team	61	Hunter LEAP Trainers	107
Hunter and landholder registers	62	Inland bowfishing trial	109
Quotas	63	Recreational fishing in NSW	110
Express authority	64	Fishing in NSW	110
Licences	64	NSW Recreational Fishing Licence Fee	110
Waterfowl Identification Test	70	NSW Recreational Fishing Trusts	110
General regulations for hunting native game birds	72	Where do I pay the recreational fishing licence fee	111
Identifying native game bird species in NSW	75	How much is the fee	111
Where can I hunt – Private Land	86	Exemptions	111
		Shut the gate on illegal hunting	112
		More information	112

INTRODUCTION

Hunting in NSW

The Department of Primary Industries (DPI) Game Licensing Unit (GLU) regulates and administers hunting in NSW. How we do this is largely set out in the *Game and Feral Animal Control Act 2002* (the Act) and the Game and Feral Animal Control Regulation 2012 (the Regulation).

The Act has two objectives:

- a. provide for the effective management of introduced species of game animals, and
- b. promote responsible and orderly hunting of those game animals on public and private land and of certain pest animals on public land.

More broadly though, our purpose is *'to administer safe, sustainable and ethical hunting in NSW'*. As a Regulatory Authority, we work towards the following outcomes:

1. hunting is conducted safely and ethically to meet industry and community standards
2. hunter access and participation is managed sustainably and contributes positively to the NSW community
3. voluntary compliance with hunting regulations is increased and illegal hunting activity reduced.

Beyond managing hunting on public land and hunting of game species on private land, we also provide hunter education and training, undertake compliance and enforcement activities and administer research into game and pest animal management.

About this guide

This guide sets out the rules and regulations that apply to game hunting in NSW that is managed by DPI under the Act and Regulation.

It does not cover the rules and regulations that apply to possessing or using firearms in NSW or to hunting activity that is managed by other agencies, such as commercial kangaroo harvesting and the Supplementary Pest Control Program. The Office of Environment and Heritage manage both of these programs.

For more information about hunting that is managed and administered by DPI call the Game Licensing Unit on 02 6363 7650 or visit the DPI website dpi.nsw.gov.au/hunting.

NSW GAME HUNTING LICENCES

Restricted class (public land)

- Includes authority to hunt deer and native game birds on private land
- Must complete the R-Licence Accreditation Course

Standard	R-Licence	Recreational hunting on public or private land.
Hunting guide	R-Guide	Guiding others in their hunt for fee or reward on public or private land. Includes authority of a Standard R-Licence.
Commercial hunter	R-Commercial	Hunting on public or private land to sell part/s of the harvested animal. Includes authority of a Standard R-Licence.
Visitor's	R-Visitors	Overseas residents hunting recreationally on public or private land in the company of a full licence holder.

General class (private land only)

Standard	G-Licence	Recreational hunting of deer and native game birds on private land.
Hunting guide	G-Guide	Guiding others in their hunt, for fee or reward, on private land. Includes authority of a Standard G-Licence.
Professional hunter	G-Professional	Hunting on private land in the course of any paid employment or engagement. Includes authority of a Standard G-Licence.
Commercial hunter	G-Commercial	Hunting on private land to sell part/s of the harvested animal. Includes authority of a Standard G-Licence.
Visitor's	G-Visitors	Overseas residents hunting recreationally on private land in the company of a full licence holder.

Licence fees

All licence fees are subject to an annual increase in line with the Consumer Price Index (CPI). Check the DPI website for current licence fees.

Licence	Term (years)	Fee	Concession
R-Licence	1	\$75	\$50
G-Licence	2	\$145	\$97
G-Professional	3	\$210	\$140
	4	\$270	\$180
	5	\$325	\$217
R-Guide	1	\$175	\$117
G-Guide	2	\$340	\$227
	3	\$500	\$335
	4	\$645	\$430
	5	\$850	\$567
R-Commercial	1	\$300	\$200
G-Commercial	2	\$550	\$367
	3	\$775	\$517
	4	\$1,000	\$666
	5	\$1,200	\$800
R-Visitor's	1	\$125	\$83
G-Visitor's		(Only minors between the ages of 12 and 18 years qualify for the concession rate.)	
Upgrade General class licence to Restricted class	Remainder of General class licence term	\$10	N/A
Replace lost, stolen or damaged licence	Remainder of licence term of lost licence	\$30	N/A

Benefits of holding a licence

In NSW, only game hunting licence holders have access to public land hunting opportunities, native game bird hunting and other game and pest animal management programs on public land and some private land.

A NSW Game Hunting Licence gets you:

- \$20 million public liability insurance cover (standard licences)
- access to 2 million hectares of public land (Restricted licences)
- opportunity to take part in the Native Game Bird Management Program
- access to specialised education and training opportunities through the Hunter Learning, Education & Accreditation Program (LEAP)
- access to safety initiatives such as GunSmart and the Hunt safe, Hunt legal – Be a responsible pig dogger program
- all the benefits of a peer network of responsible, ethical and safe hunters.

Public liability insurance

Every standard and visitor's Restricted and General Game Hunting Licence comes with \$20 million public liability insurance. It does not cover personal injury.

Excess is payable on approved claims. Check the DPI website for current rates.

Hunting guides, commercial hunters and professional hunters are responsible for their own insurance cover when undertaking hunting under the specific

conditions of a guide, commercial or professional licence.

Licence terms

Game hunting licences (except Visitor's) are available for one, two, three, four or five years. The licence fee is reduced if you choose a longer term. Visitor's licences are only available for one year at a time.

Restrictions on who we can licence

We cannot issue a NSW Game Hunting Licence to a person who:

- has been found guilty of an offence in the past 10 years involving:
 - cruelty or harm to animals
 - personal violence
 - damage to property or unlawful entry into land
- has been found guilty of releasing game animals into the wild for the purpose of hunting
- is not a fit and proper person to hold the licence
- for Restricted licences – has been found guilty of an offence under section 68 of the *Forestry Act 2012* or section 32C of the *Forestry Act 1916* (offences relating to hunting and the use of firearms).

In addition, we may refuse to grant a licence to a person who has been found guilty of an offence under the *Firearms Act 1996* within the last 10 years, where that offence may be prosecuted on indictment.

You are required to make a legal declaration for these restrictions when you apply for a NSW game hunting licence.

Game and Pest Management Advisory Board

The Game and Pest Management Advisory Board represents the interests of licensed hunters in NSW. Board members together have expertise, skill and knowledge in:

- pest management
- wildlife
- veterinary science
- hunting
- education, and
- community engagement.

The Board provides advice to the Minister for Primary Industries and DPI about research priorities, hunter education and game and feral animal control.

The Board meets several times a year and holds regional hunting forums

to connect with their stakeholders and receive feedback from hunting organisations and licence holders.

You can contact the Board with your feedback or suggestions by emailing gameandpest.advisoryboard@dpi.nsw.gov.au.

More information on the Board, including member biographies, is available on the DPI website dpi.nsw.gov.au/hunting.

Your licence fees at work

All game hunting licence fees in NSW flow to the Game and Pest Management Trust Fund.

We use funds out of this Trust to:

- fund the Game and Pest Management Advisory Board
- detect and deter illegal hunting
- administer research into game and pest animals.

Every licence we issue is an investment in the success of safe, regulated and responsible hunting in NSW.



DO I NEED A GAME HUNTING LICENCE IN NSW?

	Yes, you need a hunting licence if you are:	No, you don't need a game hunting licence if you are:
I'm a hunter	<p>Hunting deer on any land.</p> <p>Hunting native game birds on private land.</p> <p>Hunting on public land (State forests).</p>	<p>Hunting rabbits, foxes, feral goats, feral pigs, hares, feral cats or wild dogs (not dingo) on private land.</p>
I'm a landholder hunting on land that I own or occupy (includes others living in your household)	<p>Hunting deer on land that is not owned by you.</p> <p>Hunting native game birds on any private land.</p> <p>Hunting on public land.</p> <p>Assisting someone performing a duty (not on your land) under any existing Act (eg the Biosecurity Act) or any act that obliges you to manage, control or eradicate an animal.</p>	<p>Hunting deer on land that you own or occupy.</p> <p>Performing a duty on your land under any existing Act (eg Biosecurity Act) or any act that obliges you to manage, control or eradicate an animal.</p> <p>Acting for the purpose of killing or treating an animal in distress due to injury or illness.</p>
I'm an Indigenous Australian	<p>Hunting that is not culturally traditional or subject to native title.</p>	<p>Hunting under a native title right or interest.</p> <p>Traditional cultural hunting as a member of a Local Aboriginal Land Council.</p> <p>Traditional cultural hunting in the company of a member of a Local Aboriginal Land Council.</p>
I work for a landholder	<p>Assisting someone performing a duty (not on your employer's land) under any existing Act (eg the Biosecurity Act) or any act that obliges you to manage, control or eradicate an animal.</p>	<p>Acting in the execution of your duties as an employee (on land owned by your employer) under any existing Act (eg the Biosecurity Act) or any act that obliges you to manage, control or eradicate an animal.</p>

	Yes, you need a hunting licence if you are:	No, you don't need a game hunting licence if you are:
I'm a vet	Any type of hunting on public land and hunting deer or native game birds on private land (refer to 'I'm a hunter').	Performing a duty under any existing Act (eg the Biosecurity Act) or any act that obliges you to manage, control or eradicate an animal. Acting for the purpose of killing or treating an animal in distress due to injury or illness.

* You must always have permission from the landholder, even if you are exempt from holding a game hunting licence.



BE SAFE BE GunSmart

The 8 fundamentals of firearms safety

1. Treat every firearm as though it is loaded.
2. Always point a firearm in a safe direction.
3. Load a firearm only when ready to fire.
4. Identify your target beyond all doubt and what is beyond it.
5. Keep your finger off the trigger until you are ready to fire.
6. Never rely on the firearms safety mechanism.
7. Store and transport firearms and ammunition separately and safely.
8. Never handle or use firearms when under the influence of alcohol or drugs.

How GunSmart are you?

A NSW POLICE FORCE AND DPI PARTNERSHIP

For more information on **GunSmart**, go to
www.police.nsw.gov.au or www.dpi.nsw.gov.au



Department of
Primary Industries



NSW Police Force

GETTING A LICENCE

Processing of licence applications

Applications for NSW Game Hunting Licences are processed within 20 working days (four weeks).

Allow extra time during peak or holiday periods. The 20-day processing period starts when your application is received and ends when your licence is sent to our licence card provider. We can't guarantee when you will receive the licence after it is sent from the provider.

This timeframe does not include the time taken for your application to be delivered to us. If you are missing documents or other information that we need to process your application, we will try to call you. If we can't speak with you, we will return your application in the mail. The 20-day processing period is suspended when your application is sent back to you and resumes when we receive your revised application.

Applications that are **lodged online** are processed more quickly as they avoid the time lost for postal delivery.

Payments

Licence fees can be paid by credit card (Visa and MasterCard only) or by cheque or money order.

Online payments are restricted to credit cards only.



APPLY OR RENEW
ONLINE AND SAVE TIME!

[dpi.nsw.gov.au/hunting/
online-services](https://dpi.nsw.gov.au/hunting/online-services)

Concession rates

You can apply for the concession rate if you are a minor (at least 12 years and under 18 years), or a pensioner.

Pensioner concessions

Our legislation limits the types of pension cards we can accept for the concession rate.

You can claim the pensioner concession rate if you hold one of the following:

- current Pensioner Concession Card issued by Centrelink
- current Pensioner Concession Card issued by the Department of Veterans' Affairs
- Commonwealth Department of Veterans' Affairs Gold Treatment Card endorsed "Totally and Permanently Incapacitated" (TPI)
- Commonwealth Department of Veterans' Affairs Gold Treatment Card endorsed "Extreme Disablement Adjustment" (EDA)

- letter from the Commonwealth Department of Veterans' Affairs stating that the person receives a disability pension of 70 per cent or higher, or an intermediate pension.



Only the person who signs the card where it reads 'Signature of cardholder' is eligible for the concession rate. If an additional person is listed on the card (usually a spouse), this relates to health care benefits and not to other exemptions/concessions available to the cardholder.

Senior's Cards, Health Care Cards and Repatriation Health Cards do not qualify you for a concession rate.

Minor concessions

Minors over the age of 12 and under 18 years of age, who supply proof of age are eligible to receive the concession rate.

Proof of age can be:

- birth certificate
- minor's firearm permit
- proof of age card (photo ID)
- passport.

Your parent or guardian needs to consent to you having a licence. Have them fill in and sign a consent form and attach it to your application.

Interim licences

Once we have processed and approved your licence, you can print out an interim licence. You'll receive an email containing a link to your interim licence so you must have a current email address.

You may print and use the interim licence to hunt, until you receive your plastic licence card in the mail. The interim licence is only valid for 30 days; if you don't receive your licence card before the interim expires, contact customer service.

Your security PIN will also be available so you can access online licence holder services immediately.

Keep your details current

It's important that we're able to contact you in case of emergency, as well as send you important alerts and changes to the rules and regulations around hunting in NSW.

If your contact information changes, you need to tell us within 14 days of the change.

You can use online licence holder services to update your details or contact us on 02 6363 7650 or game.licensing@dpi.nsw.gov.au.

Lost, stolen or damaged licences

If your licence is lost, stolen or damaged, fill in *Form D: Application for a replacement NSW game hunting licence*, available on the DPI website.

The fee to replace a lost, destroyed or defaced NSW Game Hunting Licence is \$30.00 (GST exempt). There is no concession rate available for this fee.

Your replacement licence will be issued for the remainder of your licence term.

Renewing your licence

Six weeks before your licence is due to expire, we will send you a mobile text message to notify you. We'll send another one a short time after your licence has expired.

We will also send you a renewal notice in the mail one month before your licence will expire. You may renew an expired licence at any time.

If you are paying with a credit card, you can renew your licence online, starting from 60 days before your licence is due to expire.

If you are paying by cheque or money order, you will need to submit a renewal form through the mail.

Renewing a Restricted class licence

For Restricted licences, you need to show proof of your current membership with an Approved Hunting Organisation (AHO). You must maintain your club membership for your R-Licence to remain valid.

You do not have to re-do the R-Licence Accreditation Course and test if you are renewing an R-Licence.

Computer literacy

For most licences, you need access to, and the ability to use, a personal computer, printer and Global Positioning System (GPS) device.

Because of these requirements, we're unable to help with booking a hunt and some other tasks over the phone.

If you don't have access to a computer, printer or GPS device, ask a hunting companion, your hunting club or family member to assist you if they can. Free internet and computer services are often available through local libraries.

Refunds

You may apply for a pro-rata licence fee refund if:

- there's been an error in applying the appropriate licence fee
- you're no longer physically able to hunt
- the licence holder is deceased.

Pro-rata licence fee refunds are not available if:

- your licence was cancelled or suspended due to a breach
- your firearms licence was suspended or cancelled
- you no longer wish to undertake hunting.

Refund applications should be made in writing to:

Game Licensing Unit
Department of Primary Industries
Locked Bag 21
Orange NSW 2800

Make sure to include evidence supporting your refund request.

Refunds are not available for deer tags or hunter education courses.

Online services

The Game Licensing Unit provides a secure and convenient online portal for you to access a range of self-services. Access online services by entering your licence number and security PIN (except if you are applying for a new licence online).

Your security PIN is issued when we grant your licence.

If you have forgotten your PIN, visit online services and use the 'Click here if you have forgotten your security PIN' link. There is also an option to change your PIN to something you will remember.

You can also phone or email Customer Service on 02 6363 7650 or **game.licensing@dpi.nsw.gov.au** for help with your PIN.

The web address for online licence holder services is **dpi.nsw.gov.au/hunting/online-services**. Click the blue buttons to Apply online, Renew online or to Login now.

NSW Department of Primary Industries

NSW Game Hunting Licence Login

Licence Number: [To check your IDN click here](#)

Security IDN: [Click here if you have a former and new IDN](#)

Please enter your NSW Game Hunting Licence number and your security IDN number, then choose the appropriate action:

Your security IDN can be found on your licence letter. If you need to renew your IDN please contact the State Licensing Unit on 02 4389 0790.

	Public Land Harvest Licence Application	Allows for the entry and the printing of a new written permission.
	Public Land Written Licence Application - Renewal/Amendment	Allows for applying and previous written permissions, the reprint of the same written permission or the cancellation of a future written permission.
	Public Land Harvest Return	Allows for the entry of Outstanding Harvest Returns.
	Native Game Bird Management Portal	Permits Available Bird Quotas for a given Property, in order to Native Game Bird Harvest return for a given Property.
	Native Game Bird Management Public Module	Enables property holders information for Native Game Bird Management Licence Holders.
	Update your Game Hunting Licence Details	You can review and update your email address, phone numbers, residential and postal address. You can add/replace/change your vehicle and dog details required for Written Permissions.
	Public Land State Harvest Report	
	View and Download Public Land RFL Harvest Data	For download or viewing of RFL harvest data. You only need the file type relevant to your device.
	Exclusion Warranting Crime Education Module	There are 2 live off modules and one time assessment that you must pass before you can book a permit. These modules can be reviewed at any time.
	Forestry operation of RFL area advisory	This briefing is a one off that you must read and acknowledge for RFL Licence holders before you can book a permit. The Forestry RFL area advisory can be reviewed at any time.
	Professional Licence Harvest Return	Allows for the entry of Professional Licence Harvest Returns.

What can I use online services for?

You can use online services to:

- apply for a new game hunting licence or renew an existing or expired licence
- book a hunt in a State forest
- complete your additional R-Licence training modules
- submit a Harvest Return (recreational and professional)
- reprint or cancel your Written Permission
- download hunting and exclusion zone maps
- check the species reports
- access the Native Game Bird Portals
- update your contact, vehicle or hunting dog details.

Applying for a new licence online

You can apply for all types of NSW game hunting licences using online licence holder services.

Make sure you know what type of licence you need before applying online.

If you want to apply for a licence in the Restricted class, or a Guide, Professional or Commercial type licence, it's important to read about how to qualify for the licence before you apply.

You need to provide supporting documents for most of these licences. Make sure you have these documents saved as a .jpg, .pdf or .doc before you apply online.

Renewing an existing or expired licence online

You can renew an existing licence from 60 days before its due to expire. If your licence has already expired, you can still renew at any time using online services. All you need is your licence number and security PIN to login.

How to pay

For online applications and renewals, the only payment method accepted is credit card (Visa or MasterCard). If you would like to pay your licence fee by cheque or money order, you'll need to submit an application form and supporting documents by post.

Supporting information

You need to have all documents that support your application saved as electronic files (.doc, .pdf or .jpg) before you apply. The documents you need will depend on the type of licence you wish to apply for and may include:

- R-Licence accreditation form (for new R-Licences only)
- proof of age and parent/guardian consent form for a minor licence
- proof of any pensioner concession
- proof of Waterfowl Identification Test (WIT) certification or your WIT number if you want to hunt native game birds.

Other information you may need to provide:

- Approved Hunting Organisation (AHO) details (R-Licences)
- Firearms Licence number (Guide, Commercial and Professional licences)
- registered business name, letter from an employer or agency and ABN (Professional licences).

Hunting clubs and organisations

There are many hunting clubs and organisations in NSW and other states. Membership with a hunting club allows you a peer support network and opportunities to improve or learn new skills.

There are around 200 hunting clubs that are approved by DPI. Known as Approved Hunting Organisations (AHOs), members of these approved clubs satisfy one of the requirements to apply for NSW Restricted Game Hunting Licence (R-Licence), required for public land hunting.

Hunting clubs can attract new members by supplying DPI information and delivering interesting courses and workshops to maximise hunting skills and success.

Before we can approve an organisation, they need to have a documented constitution that:

- complies with state legislation
- contains a hunting code of conduct or practice, like the Hunters' Code of Practice legislated in the Regulation
- has disciplinary provisions that allow the club to take disciplinary action against any member found to have breached the Hunters' Code of Practice or relevant legislation in NSW.

If you represent a hunting club or organisation that would like to seek approval from DPI, fill in *Form 1 – Application to register as an Approved Hunting Organisation* and attach your constitution.

AHOs must abide by our approval and management policy, which sets out what your organisation can expect from us and how to maintain an approved status.

A directory of current AHOs is available on the DPI website, dpi.nsw.gov.au/hunting.

Being an AHO also qualifies your club for our education and training program Hunter LEAP (Learning, Education & Accreditation Program).

While AHOs satisfy the club requirement so their members can apply for a Restricted class licence, they also need to be a Hunter LEAP Provider so they can access their members through the R-Licence Accreditation Course.

EXPLORE THE POSSIBILITIES



Get a NSW Game Hunting Licence and get access to 2 million hectares of public land, important education and safety programs and native game bird hunting opportunities.

Your game hunting licence includes \$20 million public liability insurance.

We use your game hunting licence fees to combat illegal hunting and to fund research into game and feral animals.

TBRP707

DPI.NSW.GOV.AU/HUNTING

**INSURED
HUNTING**



Department of
Primary Industries

RESTRICTED GAME HUNTING LICENCES (R-LICENCES)

You must hold a Restricted Game Hunting Licence (R-Licence) if you want to hunt any species listed in the *Game and Feral Animal Control Act 2002* on public land in NSW that is both declared and open for hunting.

There are special requirements to meet before you can apply for an R-Licence; carefully read this section so you understand how to qualify.

You can also use an R-Licence to legally hunt game animals (deer and native game birds) on private land, as long as you have permission to hunt from the landholder.

If you only want to hunt game animals on private land, not public land, read about the General class of Game Hunting Licence (G-Licence).

R-Licence hunting methods

There are four legal hunting methods allowed on public land in NSW. You need to specify how you plan to hunt when you seek accreditation for an R-Licence. These hunting methods are called 'R-Licence categories' and are printed on your licence, showing you are 'endorsed' for those categories.

The four categories are:

- firearms (rifles and shotguns)
- firearms (blackpowder)
- bows
- dogs.

Firearms

You cannot use a firearm for hunting in NSW unless you have a **NSW Firearms Licence** issued by the NSW Police Force Firearms Registry, or a firearms licence issued by another state or territory authority.

This means, even if you become accredited for one or both firearms categories on your NSW Game Hunting Licence, you must have a current Firearms Licence in **addition to your R-Licence** before you can hunt with firearms on public land.

You can use your NSW Game Hunting Licence, endorsed for one or both firearms categories, as a 'genuine reason' to apply to the NSW Police Force for a firearms licence.

Contact the DPI Game Licensing Unit on 02 6363 7650 or the NSW Police Force Firearms Registry on 1300 362 562 for more information.

Bows

Many NSW State forests allow bowhunting and several are 'bowhunting only' forests. The bows category covers most bows, except crossbows which are a prohibited weapon in NSW.

The category also does not cover airbows, which are classified as a Category A firearm in NSW. Airbows are not permitted in bowhunting only forests.

Dogs

There are many rules about how dogs may be used to hunt certain species on public land. Refer to the Hunting rules & regulations section for more information.

The dogs category is required if you are using dogs to hunt pigs as well as for the use of gun dogs and retrievers.

R-Licence types

There are four types of R-Licence:

- standard R-Licence for recreational hunting
- hunting guide licence (R-Guide)
- commercial licence (R-Commercial)
- overseas visitor's licence (R-Visitor's).

A **hunting guide** accompanies other persons on a hunt for game animals in return for a fee or reward.

A **commercial hunter** hunts for the purpose of selling all or parts of the harvested game animal (e.g. meat, hide or antlers).

An **overseas visitor** is a hunter whose primary place of residence is outside Australia.

If you are **not** hunting on public land as a hunting guide, commercial hunter or overseas visitor, you need a **standard R-Licence** for recreational hunting. If you do not want to hunt on public land, read the General Game Hunting Licences section.

Approved Hunting Organisation membership

There are around 200 hunting clubs and organisations that satisfy the AHO membership eligibility requirement for an R-Licence.

When you apply for an R-Licence, and when you renew, we will ask for evidence that you are a member of an AHO.

You must be a current member of an approved club while ever you hold an R-Licence. If your club membership lapses your R-Licence becomes invalid. You are able to change from one AHO to another, but you must notify the Game Licensing Unit.

You can search for a club or professional organisation near you using the AHO Directory at dpi.nsw.gov.au/hunting.

R-Licence Accreditation Course

You need to complete some training before you qualify for an R-Licence. This helps ensure hunters are responsible, competent and have a heightened awareness of legislation, public safety and animal welfare.

The R-Licence Accreditation Course is run locally by hunting clubs and hunting or outdoor retailers. These clubs and retailers are known as Providers with the Hunter Learning, Education and Accreditation Program (LEAP).

There may be a fee charged for the course – check with your Hunter LEAP Provider or Trainer when you make a booking.

For information on organisations that are Hunter LEAP Providers and offer the R-Licence Accreditation Course contact the Game Licensing Unit on 02 6363 7650 or game.licensing@dpi.nsw.gov.au.

Open-book learning

The R-Licence accreditation assessment takes about 45 minutes to an hour to complete. It's an open-book test with multiple-choice questions. To pass the test you must achieve a score of 100%.

'Open-book' means you can look through the Hunter Education Handbook, which is supplied to you at the venue for the answers. It's your ability to think critically and creatively that is being tested, not your ability to memorise and recall facts.

If you wish to study the NSW Hunter Education Handbook you can access it online by visiting the DPI Hunting webpage dpi.nsw.gov.au/hunting.

Completing the test

There are 20 mandatory multiple-choice questions about hunting law and the Hunter's Code of Practice in the first section. Questions cover:

- code of practice and the law
- animal welfare
- safe hunting practices
- ethics and conservation.

Answers to these questions are found in Section 1 of the Handbook.

Then, you must successfully answer 10 questions in one or more of the R-Licence categories, from Section 2 of the Handbook:

- firearms (rifles and shotguns)
- firearms (blackpowder)
- bows
- dogs.



STAY ON TARGET

Be an ethical bowhunter

This location supports the *stay on target – be an ethical bowhunter program*.

For more information go to www.dpi.nsw.gov.au/hunting



1

Learn and practice bowhunting techniques and know the limitations of your equipment and your personal skill level.



2

Learn and follow the regulations around hunting in NSW.



3

Only hunt on lands where you have permission.



4

Do not target native wildlife – it is illegal.



It's important to choose your categories carefully as you may only hunt using the methods you are accredited for. For example, if you do not choose the Hunting with Dogs category, your licence will not permit you to hunt with dogs. You may complete a minimum of one category or all four categories if you wish.

You must complete your own test. Do not help others or have others assist you. If you do, you may have special conditions applied to your licence or be asked to resit the assessment at a later date.

What happens if I don't get 100%?

Your Hunter LEAP Trainer will mark your answers and identify if any are incorrect. They will give you two opportunities to find the correct answers if any are wrong.

If your answer is still incorrect after your third attempt, you will be asked to study the Hunter Education Handbook and re-attempt the test at a later date.

You may ask the Hunter LEAP Trainer to help you understand a question in the test, but they will not provide you with any answers.

Assistance completing the test

If you have difficulty reading the questions, or if English is not your first language, talk to your Hunter LEAP Trainer before you attempt the assessment

If you bring someone to assist you, to read the assessment material, you may have special conditions applied to your licence.

These conditions may require you to be accompanied by an R-Licensed hunter who can assist you to read and understand your Written Permission when hunting on public land.

R-Licence Accreditation Form

Once you get all the questions right, your Hunter LEAP Trainer will complete an R-Licence Accreditation Form. The form lets us know who your trainer was, where you sat the test and what categories you successfully completed.

Keep your R-Licence Accreditation Form in a safe place as you must submit it to the Game Licensing Unit with your application.

We also recommend you keep a copy for your records.

Lodging your application

Your Hunter LEAP Trainer will give you all the paperwork you need to lodge your application. You need to apply directly with the Game Licensing Unit – do not leave an application or payment details with your trainer.

Use the Apply Online option if you are paying by credit card to receive your licence sooner.



**APPLY OR RENEW
ONLINE AND SAVE TIME!**

**[dpi.nsw.gov.au/hunting/
online-services](http://dpi.nsw.gov.au/hunting/online-services)**

Applying for an R-Licence

If you are paying by credit card, you can apply for all types of Restricted licences online.

If you are paying by cheque or money order, submit an application form to the Game Licensing Unit. Forms are available on the DPI website or by phoning DPI.

Different types of R-Licences have different requirements – make sure you read the detailed information for the licence you are applying for.

Standard Restricted Licence for recreational hunting

Requirements

- | | |
|---------------------|---|
| Qualification | <ul style="list-style-type: none">• be over 12 years-of-age• be a member of an Approved Hunting Organisation (AHO)• complete the R-Licence Accreditation Course. |
| Supporting evidence | <ul style="list-style-type: none">• completed application form/online form• R-Licence Accreditation Form (from your assessment)• proof of AHO membership• proof of eligible minor or pensioner concession. |



Restricted Guide Licence

Additional conditions for R-Guide hunters

As R-Guide licence holders are responsible not only for themselves, but also for their clients (often overseas visitor's), additional conditions apply when guiding others on public land.

These conditions only apply when guiding, not when hunting recreationally (without responsibility for another hunter).

Requirements

- | | |
|---------------------|---|
| Qualification | <ul style="list-style-type: none"> • be over 18 years-of-age • be accredited in one or more R-Licence categories – a minimum of the Firearms (rifles and shotguns) category applies • hold membership with an Approved Hunting Organisation (AHO) • hold a NSW Firearms Licence, or one issued by another state's authority. |
| Supporting evidence | <ul style="list-style-type: none"> • completed application form/online form • R-Licence Accreditation Form (from your assessment) • proof of AHO membership • proof of eligible pensioner concession • NSW Firearms Licence number or photocopy of the front and back of a firearms licence issued by another state. |
| Licence conditions | <ul style="list-style-type: none"> • maintain current membership with an AHO • carry a firearm on all guided hunts for the purposes of animal welfare (and be licensed to use that firearm) • understand the <i>Game and Feral Animal Control Act 2002</i> and its 2012 Regulation before hunting or guiding • adhere to the mandatory Code of Practice • know and abide by relevant legislation • ensure that all clients comply with relevant legislation and that they hold a current NSW R-licence for public land, or a current NSW General Game Hunting Licence (G-licence) when hunting deer and native game birds on private land • keep a log book recording hunting guide activities to help distinguish between recreational hunting and guided hunting • ensure both guide and client are accredited for the type of hunting carried out (i.e., if the client wants to hunt using bows, both the guide and client need a Restricted licence with the bows category) • ensure both they and their clients, apply for and carry a Written Permission to hunt issued by DPI when hunting on public land. |

You can also use a hunting guide licence for personal recreational hunting. Some of the additional requirements and exemptions for hunting guides do not apply if the licence is used recreationally. As such, it's important to clearly distinguish when you are guiding others from when you are hunting recreationally.

Group bookings

It is not possible to make group bookings to hunt in State forests. The online portal operates in real-time and on a first-in-first-served basis.

Safari Tour Permits

Hunting guides also need to apply for an **Operate Safari Tour Permit** from the NSW Police Force Firearms Registry. The permit authorises the possession and use of firearms on organised safari tours in NSW.

As it is compulsory to carry a firearm while guiding, it is also compulsory to have an Operate Safari Tour Permit.

More information is available on the NSW Police Force website: police.nsw.gov.au/services/firearms/permits/firearms_permits/safari_tour

Overseas clients should also contact the NSW Police Force Firearms Registry for a permit to authorise their possession and use of a firearm in NSW. They need to hold this permit in addition to a standard R-Licence if you are guiding them on public land.

Public liability insurance

Insurance is not provided with R-Guide licences. It is the guide's responsibility to ensure adequate coverage for their activities.

Restricted Commercial Licence

You need a commercial licence if you intend to sell any part of the harvested animal. Commercial game hunting licences help ensure consistency in the harvest and sale of meat and other products as well as lift the standards of ethical behaviour, public safety and animal welfare.

Commercial hunters should also contact the NSW Food Authority for other legal requirements that relate to the sale of wild game products: foodauthority.nsw.gov.au.

R-Commercial Game Hunting Licences apply to deer and other game species listed in the *Game and Feral Animal Control Act 2002*.

The National Parks and Wildlife Service licences commercial fauna harvesters for native species.

Additional conditions for R-Commercial hunters

As an R-Commercial licence authorises the harvest of meat for public consumption and may also be used for personal recreational hunting, additional conditions apply for commercial hunting.

Requirements

Qualification	<ul style="list-style-type: none"> • be over 18 years-of-age • be accredited in the firearms (rifles and shotguns) and/or dogs R-Licence categories • be a member of an Approved Hunting Organisation (AHO) • hold a NSW Firearms Licence, or one issued by another state's authority.
Supporting evidence	<ul style="list-style-type: none"> • completed application form/online form • R-Licence Accreditation Form (from your assessment) • proof of AHO membership • proof of eligible pensioner concession • NSW Firearms Licence number or photocopy of the front and back of a firearms licence issued by another state • permission to commercially harvest on public land issued by the land manager. In most cases this will be the Forestry Corporation of NSW (FCNSW) • motor vehicle make, model, colour and registration.
Licence conditions	<ul style="list-style-type: none"> • Identification – display the commercial hunter vehicle identification sticker on your vehicle at all times when hunting commercially. • Wild deer tags – before you harvest any wild deer commercially, you must purchase wild deer tags from DPI. The fee is \$1 per tag. A tag must be immediately attached to any species of wild deer harvested. Penalties may apply to commercial hunters who do not tag harvested deer. • Harvest return forms – DPI supplies quarterly harvest return forms to commercial hunters. The returns must be submitted by the due date, even if no animals were harvested, and should include details of the animals (if any), the location and details of the person or business the animals were sold to.

You can also use a commercial licence for personal recreational hunting. Some of the additional requirements and exemptions for commercial hunters do not apply if the licence is used recreationally. As such, it's important to clearly distinguish when you are hunting commercially from when you are hunting recreationally.

Exempt from game animal regulations

Commercial hunters are exempt from some game animal regulations that apply to other licence holders. This means commercial hunters are able to use spotlights and electronic devices (such as night vision enhancement eyewear), are not subject to deer seasons and may hunt from their vehicle – but only when hunting commercially.

Public liability insurance

Insurance is not provided with R-Commercial licences. It is the commercial hunter's responsibility to ensure adequate coverage for their activities.



Restricted Visitor's Licence

Overseas hunters who have a hunting guide or other licensed hunter to **hunt with them** on public land can apply for an R-Visitor's licence. We recommend you check your hunting guide has a current licence before engaging them.

The following licence holders are able to accompany R-Visitor's on public land:

- standard R-Licence
- R-Guide.

Requirements

Qualification	<ul style="list-style-type: none"> • have an overseas address • be a member of an Approved Hunting Organisation (AHO) • complete the R-Licence Accreditation Course.
---------------	---

Supporting evidence	<ul style="list-style-type: none"> • overseas address • completed application form/online form • R-Licence Accreditation Form (from your assessment) • proof of AHO membership • proof of eligible minor concession.
---------------------	---

Permit to use firearms in NSW

Overseas visitors who want to use firearms while hunting on public land in NSW must:

- hunt in an organised safari with a guide that holds a NSW game hunting licence and a Safari Tour Permit issued by the NSW Police Force Firearms Registry or

- hunt in an organised hunting club activity and
- hold an Overseas (Temporary) Visitors Safari Tour/Hunting Permit.

More information is available on the NSW Police Force website:

police.nsw.gov.au/services/firearms/permits/firearms_permits/overseas_temporary_safari_tourhunting



GENERAL GAME HUNTING LICENCES (G-LICENCES)

You must hold a General Game Hunting Licence if you want to hunt part 1 and part 1A game animals on private land in NSW.

Part 1	Part 1A
<ul style="list-style-type: none"> • Deer • Bobwhite Quail • California Quail • Guinea Fowl • Partridge • Peafowl • Pheasant • Spotted Dove • Turkey. 	<ul style="list-style-type: none"> • Australian Shelduck or Mountain Duck • Australian Wood Duck or Maned Duck • Black Duck or Pacific Black Duck • Blue-winged Shoveler or Australasian Shoveler • Chestnut Teal • Grass Whistling Duck or Plumed Whistling Duck • Grey Teal • Hardhead Duck or White-eyed Duck • Pink-eared Duck • Water Whistling Duck, Wandering Whistling Duck or Whistling or Wandering Tree Duck • Brown Quail • Stubble Quail • Common Bronzewing Pigeon • Crested Pigeon.

Licence not required for: rabbits, foxes, feral goats, feral pigs, hares, feral cats or wild dogs (not dingo) on private land (just permission from the landholder).

Note: Part 1A animals can only be hunted on properties covered by a Native Game Bird Management (Owner/Occupier) Licence and with an approved harvest allocation for individual species.

G-Licence types

There are five types of G-Licence for hunting game animals on private land:

- standard G-Licence for recreational game hunting
- hunting guide licence (G-Guide)
- commercial licence (G-Commercial)
- professional licence (G-Professional)
- overseas visitor's licence (G-Visitor's).

A **hunting guide** accompanies other persons on a hunt for game animals in return for a fee or reward.

A **commercial hunter** hunts for the purpose of selling all or parts of the harvested game animal.

An **overseas visitor** is a hunter whose primary place of residence is outside Australia.

A **professional hunter** hunts in the course of paid employment or engagement but is not a commercial hunter or hunting guide.

If you are not hunting game animals on private land as a hunting guide, commercial hunter, professional hunter or overseas visitor, you need a **standard G-Licence** for recreational game hunting.

You do not need a licence if you are hunting rabbits, foxes, feral goats, feral pigs, hares, feral cats or wild dogs (not dingo) on private land in NSW.

How to qualify

Part 1 species

If you are hunting wild deer or game birds listed in part 1, you only need to submit a General class licence application and pay the licence fee.

Part 1A species

If you are hunting part 1A native game birds you also need to provide evidence you have completed the Waterfowl Identification Test (WIT). Read the section on Hunting native game birds in NSW for more information.

Applying for a G-Licence

If you are paying by credit card, you can apply for all types of General licences online.

If you are paying by cheque or money order, submit an application form to the Game Licensing Unit. Forms are available on the DPI website or by phoning DPI.

Different types of General class licences have different requirements – make sure you read the detailed information for the licence you are applying for below.



**APPLY OR RENEW
ONLINE AND SAVE TIME!**

**[dpi.nsw.gov.au/hunting/
online-services](http://dpi.nsw.gov.au/hunting/online-services)**

Standard General Licence for recreational game hunting

Requirements

- | | |
|---------------------|--|
| Supporting evidence | <ul style="list-style-type: none"> • completed application form/online form • proof of eligible minor or pensioner concession • proof of Waterfowl Identification Test certification. |
|---------------------|--|

General Guide Licence

Additional conditions for G-Guide hunters

As G-Guide licence holders are responsible not only for themselves, but also for their clients (often overseas visitor's), additional conditions apply to their activities.

The conditions only apply when guiding, not when hunting recreationally (without responsibility for another hunter).

G-Guide licence holders are also required to be a member of an Approved Hunting Organisation.

Requirements

- | | |
|---------------------|--|
| Qualification | <ul style="list-style-type: none"> • be over 18 years-of-age • be a member of an Approved Hunting Organisation (AHO) • hold a NSW Firearms Licence, or one issued by another state's authority. |
| Supporting evidence | <ul style="list-style-type: none"> • completed application form/online form • proof of AHO membership • proof of eligible pensioner concession • NSW Firearms Licence number or photocopy of the front and back of a firearms licence issued by another state. |

Requirements

- Licence conditions
- maintain current membership with an AHO
 - carry a firearm on all guided hunts for the purposes of animal welfare (and be licensed to use that firearm)
 - understand the *Game and Feral Animal Control Act 2002* and its' 2012 Regulation before hunting or guiding
 - adhere to the mandatory Code of Practice
 - know and abide by relevant legislation
 - ensure that **all clients** comply with relevant legislation and that they hold a current NSW G-licence when hunting deer and other game animals on private land
 - keep a log book recording hunting guide activities to help distinguish between recreational hunting and guided hunting.

You can also use a hunting guide licence for personal recreational hunting. Some of the additional requirements and exemptions for hunting guides do not apply if the licence is used recreationally. As such, it's important to clearly distinguish when you are guiding others from when you are hunting recreationally.

Safari Tour Permits

Hunting guides also need to apply for an **Operate Safari Tour Permit** from the NSW Police Force Firearms Registry. The permit authorises the possession and use of firearms on organised safari tours in NSW.

As it is compulsory to carry a firearm while guiding, it is also compulsory to have an Operate Safari Tour Permit.

More information is available on the NSW Police Force website: police.nsw.gov.au/services/firearms/permits/firearms_permits/safari_tour.

Overseas clients should also contact the NSW Police Force Firearms Registry for a permit to authorise their possession and use of a firearm in NSW. They need to hold this permit in addition to a standard G-Licence if you are guiding them on public land.

Public liability insurance

Insurance is not provided with G-Guide licences. It is the guide's responsibility to ensure adequate coverage for their activities.

General Commercial Licence

You need a commercial licence if you intend to sell any part of the harvested game animal. Commercial game hunting licences help ensure consistency in the harvest and sale of meat and other products as well as lift the standards of ethical behaviour, public safety and animal welfare.

Commercial hunters should also contact the NSW Food Authority for other legal requirements that relate

to the sale of wild game products:
foodauthority.nsw.gov.au.

Additional conditions for G-Commercial hunters

As a G-Commercial licence authorises the harvest of meat for public consumption and may also be used for personal recreational hunting, additional conditions apply for commercial hunting.



The image shows a form for an NSW Game Hunting Licence (Commercial). At the top left is the NSW Department of Primary Industries logo. The title 'NSW Game Hunting Licence (Commercial)' is prominently displayed. Below the title, there are two rows of input fields: 'Licence number:' followed by six empty boxes, and 'Expiry date:' followed by two empty boxes separated by slashes. The website 'www.dpi.nsw.gov.au' is printed at the bottom right of the form area.

Requirements

- | | |
|---------------------|--|
| Qualification | <ul style="list-style-type: none">• be over 18-years-of-age• hold a NSW Firearms Licence, or one issued by another state's authority (if using firearms)• have permission to hunt from the landholder. |
| Supporting evidence | <ul style="list-style-type: none">• completed application form/online form• proof of eligible pensioner concession• NSW Firearms Licence number or photocopy of the front and back of a firearms licence issued by another state• landholder permission to commercially harvest on their land• motor vehicle make, model, colour and registration. |

Requirements

Licence conditions

- **Identification** – display the commercial hunter vehicle identification sticker on your vehicle at all times when hunting commercially.
- **Wild deer tags** – before you harvest any wild deer commercially, you must purchase wild deer tags from DPI. The fee is \$1 per tag.

A tag must be immediately attached to any species of wild deer harvested. Penalties may apply to commercial hunters who do not tag harvested deer.
- **Harvest return forms** – DPI supplies quarterly harvest return forms to commercial hunters. The returns must be submitted by the due date, even if no animals were harvested, and should include details of any animals harvested (if any), the location and details of the person or organisation the animals were sold to.

You can also use a commercial licence for personal recreational hunting. Some of the additional requirements and exemptions for commercial hunters do not apply if the licence is used recreationally. As such, it's important to clearly distinguish when you are hunting commercially from when you are hunting recreationally.

G-Commercial game hunting licences apply to deer species listed in the *Game and Feral Animal Control Act 2002*.

The National Parks and Wildlife Service licences commercial fauna harvesters for native species.

Exempt from game animal regulations

Commercial hunters are exempt from some game animal regulations that apply to other licence holders. This means commercial hunters are able to use spotlights and electronic devices (such as night vision enhancement eyewear), are not subject to deer seasons and may hunt from their vehicle – but only when hunting commercially.

Public liability insurance

Insurance is not provided with G-Commercial licences. It is the commercial hunter's responsibility to ensure adequate coverage for their activities.

General Professional Licence

Additional conditions for G-Professional hunters

As a G-Professional licence may also be used for personal recreational hunting, additional conditions apply for professional hunting.

Requirements

Qualification	<ul style="list-style-type: none">• be over 18 years-of-age• have a registered business name and an active ABN in their name• be actively engaged as a professional contract shooter to control or suppress deer species on private land for payment• hold a current firearms licence with the genuine reason 'Vertebrate pest animal control – contract shooter' or an equivalent interstate firearms licence.
Supporting evidence	<ul style="list-style-type: none">• completed application form/online form• proof of eligible pensioner concession• NSW Firearms Licence number or photocopy of the front and back of a firearms licence issued by another state.
Licence conditions	<ul style="list-style-type: none">• Identification – display the professional hunter identification sticker on the outside of your vehicle at all times when hunting professionally.• Log book – use the log book supplied by DPI to record your professional hunting activities.• Quarterly reports – send a copy of your log book to DPI each quarter (March, June, September and December) within one month of the quarter's end.• Contact – tell DPI about any changes to your contact information within 14 days.

Exempt from game animal regulations

Professional hunters are exempt from some game animal regulations that apply to other licence holders. This means professional hunters are able to use spotlights and electronic devices (such as night vision enhancement eyewear), are not subject to deer seasons and may hunt from their vehicle – but only when hunting professionally.

Public liability insurance

Insurance is not provided with G-Professional licences. It is the professional hunter's responsibility to ensure adequate coverage for their activities.



General Visitor's Licence

Overseas hunters who have a hunting guide or other licensed hunter to **hunt game animals with them** on private land can apply for a G-Visitor's licence. We recommend you check your hunting guide has a current licence before engaging them.

You need a G-Visitor's licence if you are an overseas resident and you will be hunting part 1 or part 1A species on private land in NSW.

If you plan to hunt rabbits, foxes, feral goats, feral pigs, hares, feral cats or wild dogs (not dingo) on private land in NSW, you do not need a G-Visitor's licence, only a permit from the NSW Police Force Firearms Registry if you intend to use firearms.

The following licence holders are able to accompany G-Visitor's on private land:

- standard R-Licence
- standard G-Licence
- R-Guide
- G-Guide.

Requirements

Qualification	<ul style="list-style-type: none"> • have an overseas address.
Supporting evidence	<ul style="list-style-type: none"> • overseas address • completed application form/online form • proof of eligible minor concession.

Permit to use firearms in NSW

Overseas visitors who want to use firearms while hunting game animals on private land in NSW must:

- hunt in an organised safari with a guide that holds a NSW game hunting licence and a Safari Tour Permit issued by the NSW Police Force Firearms Registry or
- hunt in an organised hunting club activity and
- hold an Overseas (Temporary) Visitors Safari Tour/Hunting Permit.

More information is available on the NSW Police Force website police.nsw.gov.au/services/firearms/permits/firearms_permits/overseas_temporary_safari_tourhunting.

HUNTING RULES AND REGULATIONS



Code of practice

In NSW all hunters must comply with the code of practice when hunting game animals.

If you breach any part of the code of practice, penalties could include mandatory game hunting licence suspension, fines or court attendance notices.

1. Awareness of relevant legislation

It is your responsibility as a licence holder to be aware of and comply with all relevant legislation relating to hunting, animal welfare and the use of firearms.

2. Safe handling of firearms

If you are using firearms, you must comply with the rules for safe handling, set out in the *NSW Firearms Safety Awareness Handbook*, at all times.

3. Permission required to enter land

Your licence does not automatically authorise you to hunt on any land. You must not hunt on any land unless you hold the express authority (permission) of the landowner or manager.

4. Target identification and safety

You must not fire at a game or pest animal unless it can be clearly seen and identified. The shot taken must not pose any discernible risk of injury to any person or damage to any property.

5. Obligation to avoid suffering

Any animal you hunt must not be inflicted with unnecessary pain. To achieve a humane death, you must:

- target the animal so that a humane kill is likely

- shoot within the reasonably accepted killing range of the firearm, ammunition or bow, and
- always use hunting equipment (firearm and ammunition, bow and arrow), that can be reasonably expected to humanely kill the animal you are targeting.

6. Lactating female with dependent young

If you harvest a lactating female, every reasonable effort must be made to locate and kill any dependent young.

7. Wounded animals

If an animal is wounded, you must take all reasonable steps to locate it so that it can be killed quickly and humanely.

8. Use of dogs

Dogs and other animals may be used by you while hunting, but only if:

- their use is not in contravention to the *Prevention of Cruelty to Animals Act 1979*
- their use is with the permission of the occupier of the land concerned.



Department of
Primary Industries

DON'T DOG IT!
HUNT SAFE, HUNT LEGAL
BE A RESPONSIBLE PIG DOGGER

www.dpi.nsw.gov.au/hunting



NSW Police Force

General hunting regulations (public and private land)

The following regulations apply to any hunting of game animals carried out by licence holders on public or private land in NSW.

Most of these conditions are regulated in the *Game and Feral Animal Control Act 2002* and its Regulation 2012, however other legislation such as the *Firearms Act 1996* and the *Prevention of*

Cruelty to Animals Act 1979 also have regulations that apply to the hunting of game animals.

Breaches of these conditions may result in suspension or cancellation of your licence, fines or court attendance notices.

If you are exempt from holding a game hunting licence, or if you are hunting certain species on land where you do not need to be licensed, these regulations do not apply to you.

Applying for a licence

You must not provide any information or produce any document that you know is false or misleading for the purpose of obtaining a game hunting licence.

Licences

- You must hold a NSW game hunting licence if you want to hunt deer or other Part 1 game animals on private or public land. Hunting game animals without a licence is an offence.
- You must carry your game hunting licence with you at all times while hunting game animals.
- You must produce the licence for inspection if asked by an inspector, police officer or the owner or occupier of the land you are hunting on.
- You must not pretend to be the holder of a game hunting licence.

Minors

Minor hunters who are over 12 and under 18 years-of-age must hunt under the close personal supervision of an adult hunter who holds a standard or hunting guide licence that is of the same class (general or restricted) as the minor's licence.

Hunting game animals fleeing from smoke or fire

You must not hunt game animals that are fleeing from fire or smoke.

You must not light a fire for the purpose of hunting or flushing out a game animal fleeing from fire or smoke, except if you are a professional hunter.

Restrictions on firearms and hunting equipment

Hunting with firearms

- You must hold a relevant firearms licence or permit authorising you to use a firearm if you intend to use one in NSW.
- You must not use a firearm to hunt in NSW if you are under the influence of alcohol or drugs.

Prohibition of electrical dog training collars in NSW

Electrical dog training, or shock collars, are prohibited items in NSW and must not be possessed or used at any time.

Restriction on the use of traps for hunting

You must not set or possess a steel-jawed trap with the intention of using it to trap a game animal.

You are not permitted to use any trap to hunt on public land.

Prohibition of use of crossbows and sling shots in NSW

Crossbows and slingshots are prohibited items in NSW and must not be in your possession or used at any time when hunting.



WHAT CAN I HUNT?



Game animals

There are different rules for hunting game animals on private land, or game and pest animals on public land in NSW. You must understand which animals you can legally hunt on what type of land, and what you can and can't do when hunting them.

Every animal in the Act is called a game animal. This is to differentiate between the animals you're allowed to hunt with a NSW game hunting licence and animals that may have specific control requirements under other acts of parliament.

Schedule 3 of the *Game and Feral Animal Control Act 2002* (the Act) sorts game animals into different categories. The

type of licence you need to hunt game animals depends on how they are categorised in the Act.

There are two main categories of game animal defined in the Act. The main difference between the two is that one group is known as 'game' and the other are more commonly referred to as 'feral' or 'pest' animals.

Definitions

There are important distinctions for animals that are 'game', 'pest' or 'feral'. Use the following definitions to understand the legislative basis of these terms as opposed to their colloquial use.

Many 'game' animals that you can legally hunt with a NSW game hunting licence are also known as 'pest' or 'feral' animals.

Game animal: any animal that is listed in Schedule 3 of the Act. Licensing and hunting regulations apply to hunting game animals on public land and private land in NSW.

Pest animal: an animal that is declared a pest under the *Local Land Services Act 2013*. The pest declaration means that landholders have a legal obligation to control these animals on their land. There are also strict regulations for keeping or transporting declared pests.

Some pest animals are also game animals under the *Game and Feral Animal Control Act 2002* (rabbits, feral pigs, foxes, wild dogs) and have licensing and hunting regulations that apply to them.

Feral animal: In NSW 'feral animal' is a colloquial term used to describe non-indigenous (introduced) animals. While it's commonly used in society, the word 'feral' is not used in NSW legislation governing hunting of these species.

Some animals often referred to as feral animals appear in this guide as game and declared pest animals. This means that licensing and regulations apply to hunting them on public and private land.

Part 1: Non-indigenous game animals

Anyone hunting non-indigenous game animals in NSW needs a game hunting licence. This applies whether you are hunting on public or private land.

If you are planning to hunt game animals on private land only, then you need to hold a General class game hunting licence (G-licence).

If you want to hunt game animals on public land as well as private land, you need to have a Restricted class game hunting licence (R-licence).

Deer

Some deer hunting can only occur at certain times of the year. It's important to understand the deer hunting seasons and also the Ecological Deer Management program. Make sure you read **Deer hunting in NSW** for more information on the special restrictions that apply to hunting deer in NSW.

Birds

- Bobwhite Quail
- California Quail
- Guinea Fowl
- Partridge
- Peafowl
- Pheasant
- Spotted Dove
- Turkey.

Part 1A: Native game birds

There are special restrictions for hunting native game birds in NSW. You must complete extra training and have a game hunting licence that is endorsed for the **Native Game Bird Management Program**.

To participate in the program you need to have either a Restricted Game Hunting Licence (R-licence) or a General Game Hunting Licence (G-licence). You must also complete the Waterfowl Identification Test (WIT). Learn more about the Native Game Bird Management Program in **Native game bird hunting in NSW**.



Ducks

- Australian Shelduck or Mountain Duck
- Australian Wood Duck or Maned Duck
- Black Duck or Pacific Black Duck
- Blue-winged Shoveler or Australasian Shoveler
- Chestnut Teal
- Grass Whistling Duck or Plumed Whistling Duck
- Grey Teal
- Hardhead Duck or White-eyed Duck
- Pink-eared Duck
- Water Whistling Duck, Wandering Whistling Duck or Whistling or Wandering Tree Duck.

Quail

- Brown Quail
- Stubble Quail.

Pigeons

- Common Bronzewing Pigeon
- Crested Pigeon.

Part 2: Non-indigenous animals

The animals in this category are more commonly known as **feral** or **pest** animals, although they are **classified as game under the Act**.

You do not need a Game Hunting Licence if you are hunting any of the animals listed in this category on private land, just permission to hunt from the landholder.

You need a Restricted Game Hunting Licence (R-Licence) and Written Permission if you want to **hunt them on public land**.

Game hunting licence required on public land only

- Rabbit
- Pig
- Hare
- Fox
- Dog (other than dingo)
- Goat
- Cat
- Feral Pigeon
- Common or Indian Myna
- Common Starling.



DEER HUNTING IN NSW

Wild deer are classified as game animals in NSW and regulations apply if you hunt them on private or public land.

Deer hunting open seasons

Species	Legal hunting season
Fallow deer	1st March to 31st October
Hog deer	1st April to 30th April
Red deer	1st March to 31st October
Wapiti deer	1st March to 31st October
All other wild deer	All Year

Deer hunting times

You may only hunt deer during the day, starting 30 minutes before sunrise and ending 30 minutes after sunset, except if you are a commercial or professional hunter.

Use of spotlights and electronic devices

You must not use any of the following when hunting deer:

- a spotlight or other source of artificial light, including an infrared device
- an electronic device that enhances vision or hearing, including a night vision device. This does not include therapeutic devices used by hearing or vision impaired hunters

- a sight that projects a beam
- a recorded sound.

These regulations do not apply to commercial or professional hunters.

Use of motor vehicles, watercraft and aircraft to hunt deer

You must not hunt, or cause, permit or assist another to hunt, from an aircraft, watercraft or motor vehicle, except if you are a commercial or professional hunter.

If you have a disability that prevents you from hunting on foot, you may apply for an exemption from this clause that will allow you to hunt deer from a motor vehicle on private land only. You will need to provide evidence of your inability to hunt on foot.

Use of baits, lures, decoys and live animals to hunt deer

You must not hunt, or cause, permit or assist in the hunting of deer using any bait, lure, decoy or live animal to attract the game animal.

This clause does not apply to:

- a decoy made or constructed to resemble or represent a game bird
- any call resembling the call of a game bird or deer
- commercial or professional hunters.

A planted crop does not constitute a bait or lure.

Use of dogs for hunting deer

- If you are using a dog to hunt deer, the dog may only:
 - locate
 - point, or
 - flush deer.
- Dogs must not be used to chase deer or any other species of animal.
- If you're hunting alone you must not use more than one dog for hunting deer. If you're hunting in a group you must not use more than two dogs for hunting deer.
- All dogs being used to hunt deer must be wearing a collar to which is securely attached a metal tag or label on which is legibly printed the name, address and telephone number of the owner of the dog.

- All dogs being used to hunt deer must be registered and microchipped.
- All dogs being used to hunt deer must be wearing a radio tracking collar or be on a lead.

Ecological Deer Management

Ecological Deer Management (EDM) is a concept that aims to assist private landholders and public land managers with the management of wild deer through structured assistance from licensed and reputable hunters.

EDM on public land

There are four State forests in southern NSW that are Ecological Deer Management (EDM) forests:

- Maragle North State forest
- Maragle South State forest
- Mannus State forest
- Green Hills State forest.

Special conditions apply to hunting deer in these forests. If you book an EDM forest, you will receive extra information about these conditions with your written permission.

For more information on EDM forests visit dpi.nsw.gov.au/hunting.

EDM on private land

Where wild deer are identified as impacting environmental, agricultural or social values in a local or regional area, the Game Licensing Unit is able to assist by:

- helping landholders establish a wild deer management plan
- suspending deer hunting restrictions in an area for licensed hunters to assist the landholder in line with an approved wild deer management plan
- helping landholders schedule assistance from licensed hunters to meet management objectives, and
- helping landholders with illegal hunting issues (the Shut the gate on illegal hunting program).



Identifying deer species in NSW

Rusa deer (*Cervus timorensis*)

Identification

- Newborn calves are a rich red colour, without spots.
- Juvenile and adult coat colour varies throughout the year; summer coats are reddish brown, darker on the hindquarters and lighter on the chest with a white chin; winter coats are thicker with greyer upper parts.
- Stags develop a thick mane.
- Coat has rough broom-like appearance.
- Mature male antlers are lyre-like with three points per antler.
- Adult shape and size attained at 4 – 5 years of age.


Habitat and range

- Prefers cleared grassed areas flanked by wooded areas.
- Is a mixed feeder preferring grasses, but can also adapt quickly to a high browse diet in unfavourable climate conditions.
- Localised populations present in south east SA, central Vic, NSW south coast, south east Qld and the central and northern coast of Qld.



Note: light shading indicates sparse distribution throughout

Stag



Body length 152 – 185 cm

Tail length c. 20 cm

Shoulder height 93 – 120 cm

Weight 78 – 140 kg

Hind



Body length 142 – 165 cm

Tail length c. 20 cm

Shoulder height 83 – 89 cm

Weight 50 – 75 kg

Fallow deer (*Dama dama*)

Identification

- Often found in groups.
- Similar to domestic goat in size.
- Wide range of colours, but common fawn and black coats dominate.
- Conspicuous black and white marking of tail and buttocks.
- Tail flicks continuously while feeding undisturbed; curls over back when alarmed, displaying a white underside.
- 'Adam's Apple' strikingly prominent in adult buck.
- Penis sheath well haired and prominent in males, except very young fawns.
- Antlers multi-tined in adult males; upper half of antlers palmate or flatten.

Habitat and range

- Prefers cleared grassed areas flanked by wooded areas.
- Is a mixed feeder preferring grasses and pasture.
- Widespread populations from south east SA, southern, eastern and central Vic, NSW east coast and rangelands and south east Qld.



Note: light shading indicates sparse distribution throughout

Buck



Body length 134 – 165 cm

Tail length c. 23 cm

Shoulder height 77 – 98 cm

Weight 50 – 110 kg

Doe



Body length 119 – 155 cm

Tail length c. 19 cm

Shoulder height 72 – 88 cm

Weight 36 – 56 kg

Red deer (*Cervus elaphus*)

Identification

- Often separate group sightings of stags or hinds with younger animals.
- Reddish colour in summer, greyish brown in winter.
- Prominent, light coloured rump patch.
- Tail not strikingly noticeable as in other species.
- Ears long and pointed.
- Age and abundance of food influence the number of antler tines; adult stags are multi-tined usually with around 6 – 8 tines, 10 – 12 tines (or more) are less frequent.
- Antlers round in section; rarely exceeding 75 – 90 cm in length.

Habitat and range

- Prefers cleared grassed areas flanked by wooded areas.
- Is a mixed feeder preferring grasses and pasture.
- Widespread populations from south east SA, southern, eastern and central Vic, east coast and rangelands of NSW and south east Qld.



Note: light shading indicates sparse distribution throughout

Stag



Body length	200 cm
Tail length	c. 12 – 15 cm
Shoulder height	114 – 122 cm
Weight	136 – 158 kg

Hind



Body length	190 cm
Tail length	c. 12 cm
Shoulder height	100 cm
Weight	92 kg

Chital deer (*Axis axis*)

Identification

- A social animal found in groups.
- Rusty red to dark brown with permanent white spots running in broken lines along the body.
- Dark dorsal stripe; dark band over muzzle (a unique marking in Australia).
- Prominent white throat-patch (more so on stags); belly and inside legs white. Calves similar to adults.
- Antlers typically lyre-shaped, smooth and slender with three tines on each side; the brow tine is often long and curved and the anterior or outer tine of the terminal fork is invariably longer than the inner tine.
- Antler length 70 – 75 cm; 90 cm or more in exceptional cases.

Habitat and range

- Prefers cleared grassed areas.
- Is a mixed feeder preferring grasses and pasture.
- Sporadic populations ranging from central and eastern NSW to north Qld.



Note: light shading indicates sparse distribution throughout

Stag



Body length 110 – 140 cm

Tail length c. 20 – 30 cm

Shoulder height 95 cm

Weight 75 – 100 kg

Hind



Body length 110 – 140 cm

Tail length c. 20 – 30 cm

Shoulder height 85 cm

Weight 50 kg

Hog deer (*Axis porcinus*)

Identification

- Yellowish to reddish brown coat above, darker below; sometimes pale cream spotting in summer; dark brown winter coat.
- Tail rather long, white below and at tip.
- Young calves spotted with white spots.
- Distinguished by their small size.
- Antlers 30 – 35 cm long. One brow tine and terminal fork; additional tines not uncommon in older animals.

Habitat and range

- Prefers closed wooded areas and thick cover in coastal environments.
- Is a mixed feeder and can browse or graze depending on availability.
- One population limited to north east Vic spilling in to south east NSW.



Stag




Body length 115 – 135 cm

Tail length c. 14 cm

Shoulder height 58 – 72 cm

Weight 45 kg

Hind



Body length 115 – 135 cm

Tail length c. 12 cm

Shoulder height 53 – 58 cm

Weight 25 kg

Sambar deer (*Cervus unicolor*)

Identification

- Dark brown coat.
- Large, rounded ears about half length of head.
- In alarm, their bushy tail is raised over their back with rump-hair flared, displaying a light-coloured under-tail and inner sides of legs.
- Alarm often accompanied by extremely resonant bark.
- Only three tines to each antler in adult stags (brow tine and two tines on terminal fork); length to about 75 cm.
- Front tine of terminal fork is seen as an extension of the main antler beam and may or may not be the longer tine of the fork (compared with *Rusa*).

Habitat and range

- Prefers closed wooded areas and thick cover.
- Is a mixed feeder that can browse and graze depending on availability.
- Extensive populations ranging from south east SA to southern, central and eastern Vic and south east NSW.



Note: light shading indicates sparse distribution throughout

Stag



Body length 168 – 246 cm

Tail length c. 30 cm

Shoulder height 112 – 140 cm

Weight 300 kg

Hind



Body length 162 – 241 cm

Tail length c. 22 cm

Shoulder height 102 – 125 cm

Weight 230 kg

Wapiti deer (*Cervus elaphus canadensis*)

Identification

- A relative of the red deer and often found in NSW and Australia as a hybrid with red deer.
- Much larger than red deer though, with a striking white caudal rump patch and pronounced mane in adult males (bulls).
- Summer coat is typically red-brown with winter coat fading to a grey brown.

Note: Map depicts historic Red deer range

Habitat and range

- Prefers cleared grassed areas flanked by wooded areas.
- Is a mixed feeder preferring grasses and pasture.
- Wapiti or wapiti red deer hybrids may be present anywhere within the red deer range in Australia, however they are more likely to be found in NSW and Vic where they have escaped from deer farms.



Note: light shading indicates sparse distribution throughout

Bull



Body length 280 cm

Tail length c. 20 cm

Shoulder height 160 cm

Weight 300 kg

Cow



Body length 220 cm

Tail length c. 15 cm

Shoulder height 120 cm

Weight 200 kg

NATIVE GAME BIRD HUNTING IN NSW



You must be a part of the NSW Native Game Bird Management Program (the Program) to hunt native game bird species on private land.

The Program gives participating landholders access to licensed, volunteer hunters that help them manage the impacts of native game birds over their agricultural lands.

Both landholders and hunters need to hold a licence for the Program:

- landholders – Native Game Bird Management (Owner/Occupier) Licence
- hunters – Restricted or General Game Hunting Licence that is endorsed for the Program.

If you are a landholder who wants to manage native game birds yourself, you need a Native Game Bird Management (Owner/Occupier) Licence as well as a NSW Game Hunting Licence that is endorsed for the program.

Hunters must complete the **Waterfowl Identification Test (WIT)** before they may be endorsed for the program.

The WIT ensures you're able to identify game and protected species while in flight so you can positively identify your target. The test is essential to maintain community confidence in the protection of threatened and endangered species.

Native game bird hunting in NSW is for **sustainable agricultural management purposes** only. This means:

"those activities that contribute positively to farm, regional and the State's productivity and economy; that adaptively manage and enhance biological and physical resources and support the State's regional and rural communities".

There is no recreational hunting of native game birds in NSW.

Part 1A: Native game bird species

Ducks

- Australian Shelduck or Mountain Duck
- Australian Wood Duck or Maned Duck
- Black Duck or Pacific Black Duck
- Blue-winged Shoveler or Australasian Shoveler
- Chestnut Teal
- Grass Whistling Duck or Plumed Whistling Duck
- Grey Teal
- Hardhead Duck or White-eyed Duck
- Pink-eared Duck
- Water Whistling Duck, Wandering Whistling Duck or Whistling or Wandering Tree Duck.

Quail

- Brown Quail
- Stubble Quail.

Pigeons

- Common Bronzewing Pigeon
- Crested Pigeon.

Native Game Bird Support Team

The Native Game Bird Support Team provides dedicated program assistance to landholders and hunters.

The team can:

- assist landholders with their application for a management licence
- liaise with hunters to help them understand their obligations and ensure they operate in a legal, safe and responsible manner
- track native game bird property allocations and assist landholders with property allocation increases when required
- help landholders and hunters obtain a Game Hunting Licence, attempt the Waterfowl Identification Test (WIT) and apply for native game bird endorsement.

Contact the team:

Email:

gamelicensing.southern@dpi.nsw.gov.au

Phone: 02 6363 7650

Hunter and landholder registers

The Landholder register and the Hunter register connect licensed, volunteer hunters with landholders who need assistance managing native game birds.

Hunter register

Hunters may apply to have their contact information added to the Hunter register. This register releases the names and contact details of licensed hunters who are able to hunt during the week to landholders with a Native Game Bird Management (Owner/Occupier) Licence. We do not accept registrations from hunters who are only available on weekends.

We ask what regions the hunter is able to travel to and what dates they are available.

Hunters – how to register

To add your name to the register, login to the Native Game Bird Management Portal from dpi.nsw.gov.au/hunting/online-services.

1. Select Login now.
2. Enter your licence number and security PIN.
3. Click 'Native Game Bird Management Portal' from the menu.
4. On the next page, select 'Click Here for Hunter Register' from the side of the page.

5. Select your Rice District and the mid-week dates when you can hunt – you may enter up to four periods of availability.
6. Click 'Submit'.

Landholders – how to access the register

To access the Hunter register, login to the Native Game Bird Management Portal - Landholders from dpi.nsw.gov.au/hunting/online-services.

1. Select Login now.
2. Enter your licence number and security PIN.
3. Click 'Native Game Bird Management Portal – Landholder' from the menu.
4. Select 'Click Here for Hunter Register'.
5. Select your Rice District and the mid-week dates when you need assistance.
6. Click 'Continue'.
7. The next screen will display a list of available hunters and their contact details.

You may also contact the Native Game Bird Support Team for this information if you have difficulty accessing the portal.

Landholder register

Landholders may apply to have their contact information added to the Landholder register. This register releases the names and contact details of licensed landholders who are seeking Game Hunting Licence holders to assist with native game bird management.

Landholders should fill in *Form GB-L: Native Game Bird Management Licence – Landholder register* to be added to the register. The list is maintained by the Native Game Bird Support team.

It's important to remember that many landholders may already have standing arrangements with hunters and won't be on the list.

Quotas

For legal hunting of native game bird species, there must be an allocated quota. Different quotas may be set for different species in different parts of the State.

Quota allocations are decided using the best scientific information available on the estimated regional populations of native game birds. DPI draws on information from two research projects and consults with the Office of Environment and Heritage regarding the annual quota assessment.

There are two types of quota in NSW:

- a State-wide quota
- individual property allocations.

State-wide quota

The State-wide quota is the total number of native game birds that may be harvested each year. The quota period commences on 1 July and all allocations from the quota expire on 30 June each year.

Currently, there is not enough scientific evidence to allow a quota for native game quail or native game pigeons.

The State-wide quota allows the hunting of native game ducks, however not all species may be covered by the quota. Contact the Native Game Bird Support Team to confirm which species the current quota covers.



Property allocations

Landholders must have individual property allocations (which are the approved native game bird harvest levels) along with their Native Game Bird Management Licence before legal hunting can occur on their property.

We ask landholders to list the type of damage and species of duck present for each property attached to their licence to determine their harvest allocations.

Property assessments use information gathered on our application forms and may include a telephone call or site visit to make sure we allocate appropriately.

The total number of all species authorised for individual property allocations cannot exceed the total number set in the State-wide quota.

Allocations and harvests are monitored using an online reporting system.

Express authority

Licensed hunters need 'express authority' from the owner or occupier of land that is covered by a Native Game Bird Management Licence before they may hunt native game birds.

Permission must be given before hunters enter any property.

Permission doesn't have to be in writing, it may be given verbally or by other means. Landholders may be asked to verify permissions granted to certain hunters if asked by an authorised officer.

Licences

Landholders – Native Game Bird Management (Owner/Occupier) Licence

If your agricultural assets are affected by native game birds, you can apply for a Native Game Bird Management (Owner/ Occupier) Licence (NGB-Licence). The licence allows harvesting of native game birds on your property/s under strict conditions.

There is no fee for a NGB-Licence.

Once you are licensed, you may call on volunteer hunters who hold a Game Hunting Licence.

A NGB-Licence does not authorise you to hunt native game birds yourself.

If you intend to hunt or scare shoot native game birds yourself, you also need to hold a Game Hunting Licence and should read the information for hunters below.

All fees for a NSW Game Hunting Licence and the Waterfowl Identification Test are waived if you hold a Native Game Bird Management (Owner/ Occupier) Licence.



How to apply

There are two ways for landholders to apply for a NGB-Licence to manage native game birds:

- apply directly with DPI, or
- ricegrowers may apply using the SunRice Seed Order Form & Paddy Supply offer.

Applying direct with DPI

Fill in Form GB-B – *Application for a Native Game Bird Management Licence (Owner/Occupier)*. Information you need to provide includes:

- Licence term – your licence may be issued for one, two, three, four or five years (although allocations are revised annually).
- Properties – list each property affected by game birds.
- Allocations – provide details of species affecting you and the type of damage they are causing.

You must also read, understand and acknowledge a declaration that satisfies some rules in our legislation. Submit the completed form to the Native Game Bird Support Team.

Applying through SunRice

You can 'opt-in' to the program when you submit your SunRice Seed Order Form & Paddy Supply Offer. This is known as the Streamlined Licensing System (SLS).

What you need to do:

1. Read the Crop Seed Circular

The Crop Seed Circular has important information about how the 'opt-in' application works and explains your options when selecting an allocation.

Make sure you read the declaration statements and agree with the pre-set responses if you apply this way.

Login to SunRice's Grower Services to read the full circular and submit your order form. An extract from the circular is available on the DPI website.

2. Opt-in on your Rice Seed Order Form & Paddy Supply Offer for the current crop

Tick the 'yes' participation box.

3. Select a quota allocation

There are three types of property allocation available through the SLS – they are basic allocations for Wood ducks, Black ducks and Grey teal only. You may request additional species direct with DPI at a later time.

Quota 1 is the default allocation automatically applied to your licence if you do not nominate one yourself.

Even if you already hold a NGB-Licence we recommend you opt-in through your SunRice order form so they can transfer important spatial property boundary information to us. Your existing allocations, if any, will not be affected.

Landholder kits

When we grant a NGB-Licence we will also set your property allocations and tell you what conditions apply to any hunting of native game species on your land.

You'll receive a Landholder kit containing:

- your NGB-Licence – a letter with two attachments
- an information booklet
- an allocation increase form.

Understanding your NGB-Licence

Keep your NGB-Licence letter in a safe place as you may need to refer to it at times or produce it at the request of an authorised officer.

The **first two pages** of your NGB-Licence set out your licence number and expiry date along with a security PIN that allows you to access our online reporting system. They also include general information about what the licence authorises on your property.

Attachment A sets out the general conditions that apply to all NGB-Licences that we issue:

1. NSW Game Hunting Licence holders

You must ensure that hunters you allow onto your property to harvest native game birds hold either a General or Restricted Game Hunting Licence that is endorsed for the Program. This condition also applies to you if you intend to hunt native game species yourself.

2. Native game bird property allocations

If we write to you with advice that your allocation should be increased, you need to respond within 28 days. You also need to reapply for your property allocations each year.

Attachment B sets out the species allocation for each property covered by your NGB-Licence. The allocations are specific to your licence and are valid until 30 June each year.

Increasing your property allocations

The Native Game Bird Support Team will monitor your allocations and contact you if they need to be increased. You can also monitor your allocations personally – details on how to login to the landholder portal are below.

Fill in *Form GB-Q – Property quota allocation increase request* to apply for an increased allocation. The form is available on the DPI website or by contacting the support team.

How to monitor your allocation

You can monitor the numbers of birds harvested on your land by logging in to the online portal using your NGB-Licence number and security PIN:

1. Go to dpi.nsw.gov.au/hunting/online-services.
2. Select **Login now**.
3. Enter your NGB-Licence number and security PIN (do not press Enter).
4. Click the fifth option from the main menu: **Native Game Bird Management Portal – Landholder**.
5. The next screen will display your individual property allocations.

You may also contact the Native Game Bird Support Team for this information if you have difficulty accessing the portal.

Apply for new allocations each year

Individual property allocations and the State-wide quota are reassessed every year. All allocations expire on 30 June each year.

If your NGB-Licence was issued for one year only, simply apply to renew your licence and obtain a new allocation using *Form GB-B – Application for a Native Game Bird Management Licence*. We will send you a reminder and application form six weeks before your licence expires.

Even if your NGB-Licence was issued for more than one year, your allocations must be reassessed. We will send you a reminder with an allocation request form six weeks before your licence expires. Fill in *Form GB-R – Native Game Bird Management Licence – Request for annual property allocation*.

Are you a landholder who will be hunting/scare-shooting native game birds yourself? You also need to meet the requirements for hunters.

Hunters – Game Hunting Licence and WIT endorsement

If you want to hunt native game birds in NSW you must be part of the Native Game Bird Management Program.

This includes landholders, members of their household and employees who wish to hunt or scare shoot native game birds themselves on property covered by a Native Game Bird Management (Owner/Occupier) Licence.

How to participate

Step 1 – Apply for a NSW General or NSW Restricted Game Hunting Licence.

Step 2 – Pass the Waterfowl Identification Test (WIT).

Step 3 – Apply for native game bird endorsement by providing evidence you have completed the WIT. Evidence can be:

- copy of your WIT certification issued by the Victorian Game Management Authority (GMA)
- copy of your Victorian game licence card that has your WIT number printed on it
- your WIT number.

You may provide your WIT number for verification over the phone, by email or by filling in *Form GB-A – NSW Game Hunting Licence – Native Game Bird Update*. If you provide your WIT number this way, we need to verify it with the GMA. They verify WIT numbers once a week; you'll need to allow one to two weeks for your licence to be endorsed.

What happens next

When we endorse your licence for native game birds, we'll post you a new licence card as well as a Native Game Bird Hunter Kit. Your new licence will have 'GB' printed on the back, indicating you are endorsed for the program.

The kit contains your Hunter Diary, which you must use each time you hunt native game birds.

We also advise you of the extra conditions that you must observe when hunting with the Program.

Special native game bird conditions for hunters

1. Hunting of native game birds in NSW

You must not hunt the native game birds listed in Schedule 3 to the *Game and Feral Animal Control Act 2002* unless there is a sufficient quota of a specified number and type of native game bird in place on a property that is covered by a Native Game Bird Management Licence.

2. Permission required to enter land

You must not hunt on any land unless you have the express authority of the occupier of the land. You must comply with any reasonable direction given to you by the landholder in relation to the killing of native game birds on their land.

3. Hunting of game birds at night

You may hunt native game birds at night, but only in the immediate vicinity of a planted crop. You must use a light of sufficient brightness that enables you to clearly see and identify the target species.

4. Native game bird property allocations

You must:

- obtain and record the number and type of native game birds remaining for each property in the Native Game Bird Hunter Diary supplied by DPI, no earlier than 48 hours before you intend to hunt on that property
- record the number and type of native game birds you harvested on that property in the Native Game Bird Hunter Diary supplied by DPI, before leaving that property
- lodge a Native Game Bird Harvest Return with DPI, recording the number and type of native game birds harvested on a property, within 14 days of hunting
- not harvest native game birds for the purposes of sale
- only use shotguns not exceeding 12 gauge or two barrels.

Using your Hunter Diary

It's important that we're able to track harvests of native game birds on individual properties against the State-wide quota. The Native Game Bird Hunter Diary collects this information and contains all the information you need to know about the hunting with the Program.

You need to use one full diary page per hunter each time you enter a property licensed for native game bird hunting.

Record the available allocation

To find out the available allocation on any property licensed for native game bird hunting you must have the landholder's NGB-Licence number.

You need to find out and record the available allocation no sooner than 48 hours before your hunt.

You also need your own licence number and security PIN to access the native game bird online portal.

1. Visit dpi.nsw.gov.au/hunting/online-services and click **Login now.**
2. Enter your licence number and security PIN (do not press Enter).
3. Click the fourth menu link: **Native Game Bird Management Portal.**
4. Enter the landholder's Native Game Bird Management Licence number (do not press Enter).
5. Hit the 'Tab' key to display a list of properties attached to the licence and their available allocation.

Record the allocation numbers on a new page in your Hunter Diary.

If you're unable to access the online portal, you may phone or email the Native Game Bird Support Team for assistance.

Record the number of birds harvested

When you have finished hunting, you need to tell DPI how many of each species you harvested.

Before you leave the property, record the number of birds you harvested on the same diary page that you used to record the allocations. You need to report these numbers to DPI within 14 days of hunting.

To report your harvest online:

- Follow steps 1 – 5 from the instructions on recording the available quota.
- Click the **Return** button, which is adjacent to the property allocations.
- Enter your harvest numbers.
- Click **Submit.**

Waterfowl Identification Test

The Waterfowl Identification Test (WIT) assesses your ability to identify game and non-game bird species. Anyone wishing to hunt native game birds in NSW needs to hold a WIT certification number. This includes landholders who intend to hunt or shoot-to-scare game birds themselves.

- In NSW, DPI is able to schedule WIT assessments around the State. Fill in *Form GB-W – Expression of interest – Waterfowl Identification Test* and we will contact you when a course is scheduled in your area.
- Victorian residents may contact the Game Management Authority (GMA) on 136 186 or Field & Game Australia (FGA) on 03 5799 0960.

When a course is scheduled near you

The Native Game Bird Support Team will write to you when a course is scheduled in your nominated area. You will be asked to register for the event and to study the enclosed Duck WISE DVD.

Duck WISE

Duck WISE (Waterfowl Identification, Safety, Effective and Efficient hunting) is an educational movie on identifying different types of waterbird. The test is drawn from footage in Duck WISE.

We will send you a copy of Duck WISE and you can also access it through on GMA's website and YouTube channel.

The video is in three parts:

- waterfowl identification
- firearms safety
- effective and efficient hunting (Introduction to the Shotgunning Education Program).

It is essential that you study at least the first part of Duck WISE before you attempt the assessment.

Practice test

A practice WIT is available on the GMA website. The practice test prepares you for the format of a WIT assessment and builds your confidence in identifying native game species quickly from Duck WISE footage.

Fee

An upfront \$40 administration fee is payable to confirm your registration for the WIT. You'll be asked to submit a registration form including your payment details to accept your place in the assessment.

The fee is not refundable if you fail to complete or do not pass the test and is payable each time you register for a WIT assessment.

No fee for licensed landholders

Landholders with a current Native Game Bird Management (Owner/ Occupier) Licence are exempt from the administration fee to attempt the WIT. This covers the licence holder as well as members of their household and employees.

Contact the Native Game Bird Support Team to organise an assessment and exemption.

What to expect

Visit the DPI website to download a factsheet about attempting the WIT.

WIT Supervisor

Your WIT assessment will be conducted by a WIT Supervisor. WIT Supervisors are accredited by GMA so they can facilitate the assessment in a standardised way.

Applicants who may have difficulty completing the test should see their WIT supervisor before attempting it.

General regulations for hunting native game birds


Native game bird hunting times

Most native game bird hunting is carried out during the day.

You may hunt native game birds at night but only if you:

- have the landholder's express authority
- hunt on land covered by a Native Game Bird Management Licence
- use a light of sufficient brightness so you can clearly see and identify target and protected species
- only target the species that have an available allocation
- be in the immediate vicinity of a planted crop.

Night hunting is not permitted over dams, creeks, rivers and channels.



The Game Licensing Unit recommends that all hunters adhere to the following safety precautions when hunting native game birds at night.

1. Notify the landholder of your intention to spotlight game birds at night.
2. Know the hunting environment extremely well. During daylight hours, familiarise yourself with the hunting area before you begin to spotlight.
3. The shooter must always be in front of the spotlight operator.
4. Spotlights and gun-mounted lights must be of sufficient brightness to enable you to positively identify the species of native game birds – do not shoot if you are unsure.
5. Always have a safe backstop, do not shoot over a crest or a hill.
6. Be extremely careful of ricochet when shooting over water.
7. Only spotlight in a small group and maintain a safe shooting zone.
8. Always unload your firearm and ensure it is safe before collecting any harvested birds.
9. Avoid using untrained gun dogs at night – they can be a distraction to yourself and others.
10. Pay particular attention when shooting close to fences, boundaries, roads and tracks.

Use of motor vehicles, watercraft and aircraft to hunt native game birds

You must not hunt, or cause, permit or assist another to hunt native game birds from an aircraft, watercraft or motor vehicle, except if you are a commercial or professional hunter.

If you have a disability that prevents you from hunting on foot, you may apply for an exemption from this clause that will allow you to hunt native game birds from a motor vehicle. You will need to provide evidence of your inability to hunt on foot.

Use of baits, lures, decoys and live animals to hunt native game birds

You must not hunt, or cause, permit or assist in the hunting of native game birds using any bait, lure, decoy or live animal to attract the game bird.

This clause does not apply to:

- a decoy made or constructed to resemble or represent a game bird
- any call resembling the call of a game bird or deer
- commercial or professional hunters.

A planted crop does not constitute a bait or lure.

Use of dogs for hunting native game birds

If you are using a dog to hunt native game birds you may only use the dog to locate, point, flush or retrieve game birds.

A dog may be used in a field trial conducted by a hunting club or organisation approved by the Regulatory Authority.



Identifying native game bird species in NSW

Ducks

Pacific Black Duck (*Anas superciliosa*)

Identification

- Size: 47 – 61 cm
- Dark body
- Heavy build
- Dark upper wing with green or purple patch
- White underwing
- Tan head with black eye stripe

Habitat and behaviour

- Common species found in most wetland habitats
- Found as lone individuals, in small groups or large flocks
- Fast and regular wing beats
- Females have long quack decreasing in pitch and tempo



Australian Wood (Maned) Duck (*Chenonetta jubata*)

Identification

- Size: 48 cm
- Short head, neck and bill
- Brown head with a speckled breast
- White patch on the upper wing with a dark bar across it
- White underwing with dark tips

Habitat and behaviour

- Generally found along wooded creeks and on farm dams
- Broad wings with slow wing beat
- Loud 'meowing' call




Grey Teal (*Anas gracilis*)

Identification

- Size: 37 – 47 cm
- Compact appearance
- Pale face and throat
- Slate-grey bill
- White wing patches above and below

Habitat and behaviour

- Common and widespread, found from coastal estuaries to highland lakes
- Fast and erratic flight
- Females have a loud 'laughing' quack



Chestnut Teal (*Anas castanea*)

Identification

- Size: 38 – 48 cm
- Compact appearance
- Chestnut-coloured breast
- Iridescent dark green head (male)
- Slate-grey bill
- White thigh patch
- White wing patches above and below

Habitat and behaviour

- Common in coastal wetlands and estuaries
- Fast and erratic flight
- Females have a loud 'laughing' quack



Australian Shelduck (Mountain duck) (*Tadorna tadornoides*)

Identification

- Size: 55 – 62 cm
- Large bird
- White-ringed neck, females have a white eye ring
- White wing patches on the leading edge of the upper wing
- Extensive white underwing with dark wing tip

Habitat and behaviour

- Commonly found on large, open wetlands close to pasture
- Relatively slow wing beats often gliding down to water
- Distinct honking call



Hardhead or White-eyed Duck (*Aythya australis*)

Identification

- Size: 41 – 54 cm
- Dark upper body with pale underwing and belly
- White eye (male)
- White wing band on the upper wing
- Wings set back on the body

Habitat and behaviour

- Mostly found in deep, permanent freshwater swamps
- More common inland
- Rapid flight



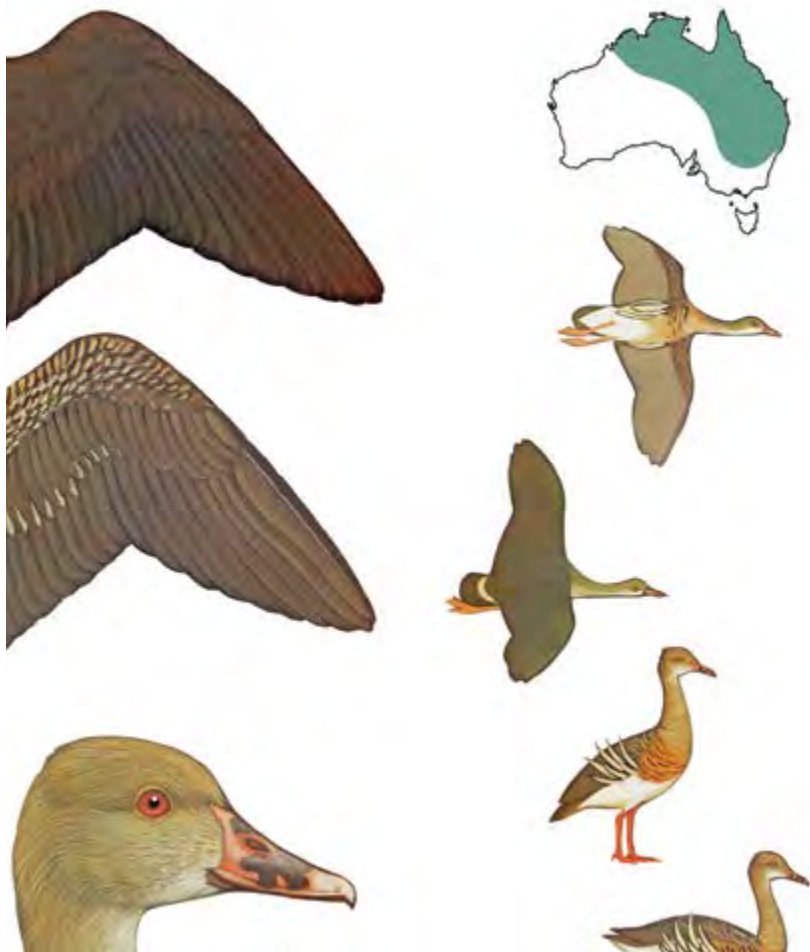
Plumed/Grass Whistling Duck (*Dendrocygna eytoni*)

Identification

- Size: 41 – 61 cm
- Large duck
- Pale brown body, underwing is not white
- Cream coloured feathers on flank

Habitat and behaviour

- Often found in large groups on agricultural land where there are farms, dams and pasture
- Fly with a hunched appearance and pink legs trailing
- Feeds at night, often flies some distance from water to graze on short grasses
- Loud whistling calls



Water Whistling/Wandering Whistling (Tree) Duck (*Dendrocygna arcuata*)

Identification

- Size: 55 – 61 cm
- Dark crown
- Short flank plumes
- Horizontal stance
- Dark bill and legs
- Darker, more chestnut than Plumed Whistling Duck

Habitat and behaviour

- Feeds in water on aquatic weeds gathered on the surface or underwater
- Flies like Plumed Whistling Duck
- High pitches nasal whistle



Pink-eared Duck (*Malacorhynchus membranaceus*)

Identification

- Size: 39 – 42 cm
- Small size
- Large bill
- Pale face with dark brown eye patch
- Zebra pattern plumage
- White stripe along trailing edge of wings and tail

Habitat and behaviour

- Generally found in large flocks on inland wetlands
- Constantly 'chirrup' in flight



Australasian (Blue-winged) Shoveler (*Anas rhynchos*)

Identification

- Size: 45 – 53 cm
- Large shovel-shaped bill
- Smokey-blue patch on upper wing
- White underwing and small patch on upper wing
- Orange legs

Habitat and behaviour

- Not very common
- Found in well vegetated freshwater and saline swamps
- Quick and erratic flight



CALLING ALL DUCK HUNTERS



Licensed hunters are needed to assist landholders sustainably manage game birds in NSW.

Get your NSW Game Hunting Licence and successfully pass the waterfowl Identification test to access the NSW Native Game Bird Management Program.

Your game hunting licence includes \$20 million public liability insurance.

We use your game hunting licence fees to combat illegal hunting and to fund research into game and feral animals.

T8P8707

DPI.NSW.GOV.AU/HUNTING

**INSURED
HUNTING**



Department of
Primary Industries

WHERE CAN I HUNT – PRIVATE LAND

You must have permission from the landowner or occupier to hunt on private land.

Whether you need a game hunting licence to hunt on private land depends on the species you wish to hunt.

Use the table below to determine whether you need a licence.

If you want to hunt on public land as well as private land you need a Restricted Game Hunting Licence.

Licence required (Part 1 & 1A)	Licence not required (Part 2)
Wild deer	Rabbit
Bobwhite & California quail	Pig
Guinea fowl	Hare
Partridge	Fox
Peafowl	Dog (other than dingo)
Pheasant	Goat
Spotted dove	Cat
Turkey	Feral Pigeon
Native game ducks*	Common or Indian Myna
Native game quail & pigeon.*	Common Starling.

* Waterfowl Identification Test (WIT) certification also required.



WHERE CAN I HUNT – PUBLIC LAND

Declarations of land for hunting

It is only legal to hunt on public land if the NSW Government legally declares that land for hunting.

Declared hunting areas are announced in the NSW Government Gazette.

Even if a piece of land is declared for hunting, its suitability for hunting must first be assessed by the land manager. If the declared area is suitable, then it's **opened** to general hunting.

The public land booking portal, part of online licence holder services, will only show areas that are declared and open to hunting.

What is public land?

Public land is land that is owned or managed by the government, either state or federal. You need a **Restricted Game Hunting Licence** if you want to hunt on public land in NSW.

Public land can be:

- State forests
- Crown lands
- National Parks
- other public land.

Currently, legal hunting can only occur in specific State forests that have been declared by the NSW Government.

State forests

NSW State forests are managed by the Forestry Corporation of NSW (FCNSW). They are working forests that accommodate a range of recreational activities alongside primary production such as grazing and apiary, and timber harvesting.

FCNSW carefully balances access for the community with environmental management and forestry operations to supply timber to the NSW economy. Recreational hunting is a mutually beneficial part of this balance of forest users.

We issue Written Permission to hunt on declared State forests to eligible R-Licence holders on behalf of FCNSW. Decisions about whether a forest should be open to general hunting, which areas of open forests are excluded from hunting and the specific rules for State forest hunting are determined by FCNSW.

Crown lands

NSW Crown lands are managed by DPI – Lands. Some Crown lands have a local management trust.

Crown lands include:

- Crown reserves
- public roadways
- Travelling Stock Routes and Reserves
- State parks.

Crown lands are able to be declared for hunting under the *Game and Feral Animal Control Act 2002*, however no Crown land areas are currently declared or open to hunting.

National Parks

No National Parks are declared available for hunting. You may not hunt legally on public National Parks in NSW.

Hunting in National Parks is only permitted as part of the Supplementary Pest Control program managed by

the Office of Environment & Heritage. Visit environment.nsw.gov.au for more information.

Other public land

No other public lands are declared as game hunting areas.

If other public land is controlled or managed by a public or local authority, it is able to be declared for hunting under the *Game and Feral Animal Control Act 2002*.



FOCUS YOUR SIGHTS +

The NSW Department of Primary Industries has the latest on access to public land, safety, education programs and native game bird hunting opportunities in NSW.

Your game hunting licence includes \$20 million public liability insurance.

We use your game hunting licence fees to combat illegal hunting and to fund research into game and feral animals.

DPI.NSW.GOV.AU/HUNTING

**INSURED
HUNTING**



Department of
Primary Industries

Hunting in NSW State forests

The Forestry Corporation of NSW (FCNSW) manages all State forests in NSW. We work with FCNSW to issue permission to hunt on their behalf.

There are many rules for hunting on public land in NSW that are legislated in the Act and Regulation. There are also specific rules for State forest hunting that are determined by an annual risk assessment.

Annual risk assessment

As the land manager for NSW State forests, FCNSW must ensure the safety of all people who use the forests.

FCNSW conducts an annual assessment to determine how hunting can safely take place alongside forestry operations and their worksites and with other recreational users such as trail bike riders, horse riders and mushroom pickers.

A risk assessment professional works with a broad group of stakeholders from government agencies, environmental and law enforcement groups, workplace unions and hunting associations. The working group identifies the potential risks involved and what rules are needed to make the activity safe.

Each year, an updated risk assessment report is available on both DPI and FCNSW websites. The specific rules for State forest hunting are derived from the risk assessment.

Forest categories

FCNSW assigns a category to each State forest that is declared for hunting. The category indicates the suitability and availability of each forest for hunting and determines whether it is available to book online.

The categories are:

Category 1

Forest is open to online bookings 7 days-per-week.

Category 2

Forest is open to online bookings 7 days-per-week, with a possible peak hunting period where the public is excluded from the forest.

Category 3

Forest is open to online bookings on weekends only. If a public holiday falls immediately before or after a weekend it is classified as part of the weekend.

Category 4

Forest is open to online bookings for bowhunting only.

Category 5

Forest is closed to hunting.

FCNSW can change the category of a forest at any time, without notice. We update our booking system and forest availability within 24 hours of receiving advice from FCNSW.

Forest closures and hunting exclusion zones

FCNSW may open or close forests to hunting at different times so they can manage their commercial logging activities.

Forests that are temporarily closed remain visible on the booking system, displayed in red. Forests that are closed for extended periods are removed from the booking system.

Open forests will often have zones where hunting is excluded due to forestry operations or other uses. These are known as hunting exclusion zones.

Also, *temporary hunting exclusion zones* may not appear on hunting and exclusion zone maps. You must always observe FCNSW signs that may mark these areas and check your Written Permission carefully for any specific areas where hunting is not allowed.

Perpetual crown lease areas

A Perpetual crown lease is an ongoing private lease agreement made with the State.

These are agricultural private leases managed as private lands; FCNSW is responsible for managing the timber.

Many leaseholders live on their perpetual lease. While some of these leases occur within declared State forest, the leaseholder reserves the right to exclude the public.

If the lease area is within a State forest that is declared and open, the hunting and exclusion zone map will show it as an excluded area.

Written Permission

You must have permission to hunt a State forest before entering the land with hunting equipment. Our online booking system manages this process on behalf of FCNSW.

You can apply for Written Permission once you hold a Restricted licence and have completed the additional training modules.

For detailed instructions on how to access online licence holder services and book a hunt, talk to your Hunter LEAP Provider about the short course *Introduction to public land hunting*.

Written Permissions are specific to each forest you book and are only valid for the dates you select. You may apply for two Written Permissions at a time for up to seven days each.

You should read your Written Permission alongside the *Specific rules for State forest hunting*.

You must sign each page of your Written Permission where indicated – it is not valid until you do so. You're also required to carry your signed permission with you at all times when hunting in the selected forest.

Maps

FCNSW revise their State forest maps every quarter (three months). We attach these maps to each Written Permission to hunt.

Maps may change within each quarter without notice. You should download new maps with each Written Permission you book.

Known as *hunting and exclusion zone maps*, they show the areas where hunting is allowed or excluded. Each map has an expiry date.

Quarter	Period
1st quarter	1 January – 30 March
2nd quarter	1 April – 30 June
3rd quarter	1 July – 30 September
4th quarter	1 October – 31 December

You must ensure you have the current maps each time you hunt. If, for example, during March (1st quarter) you apply for permission to hunt over the Anzac Day long weekend in April (2nd quarter); you need to reprint your Written Permission and download new GPS data when the 2nd quarter maps are available on 1 April.

GPS rule

It is compulsory to carry a device that can access electronic hunting and exclusion zone maps when hunting in a State forest. This is so you can identify where you are at all times.

A minor R-Licence holder, hunting in the company of a full licence holder who is carrying a GPS device, does not need to have their own device.

You may use a specific Global Positioning System (GPS) device or a smartphone or tablet running Avenza or another .pdf map application ('app'). If you use a specific GPS device, you may also need a blank micro SD card with at least 1 GB free space to store your maps.

FCNSW release electronic map files each quarter, along with the Written Permission maps. You cannot complete a Written Permission request until you have downloaded an available file to a GPS device.

Available file types include:

- .gdb for Garmin devices running MapSource or Basecamp software
- .kmz for any device that can access Google Earth
- .imi and .msd for Magellan eXplorist 310, 510, 610 and 710 devices
- .pdf for smartphones and tablets running the Avenza app.

The Avenza application for smartphones and tablets is available to download from the AppStore (Apple devices) and Google Play (Android devices). Data charges may apply to downloading the maps from our website.

Avenza stores PDF maps on your device and uses satellite tracking, which means you do not need mobile phone reception to access the app or navigate with it.

You do not need to have the GPS device switched on at all times while hunting, however you must be able to switch it on and immediately locate yourself on the hunting and exclusion zone map if asked by an authorised inspector.

Detailed instructions on how to download our hunting and exclusion zone map files and then install them to your device are available on the DPI website.

Number of hunters allowed

FCNSW decide how many hunters may hunt in a forest at any one time using the rule: one hunter per 400 hectares of forest.

To calculate the number, we divide the available hunting area by 400. The result is the total number of hunters allowed in that forest on any one day.

Hunters with a Written Permission are not assigned individual blocks and may hunt any forest area where hunting is permitted.

This rule determines how many Written Permissions may be issued on each day. There is a maximum of two hunters per day in forests with less than 800 hectares available for hunting.

If the total number of Written Permissions are booked for a forest on any day, the booking system will display yellow indicating no further bookings are possible.

Hunting companions

State forests are there for all members of the public, not just hunters.

You may be accompanied by individuals without a game hunting licence, however they must not assist you to hunt in any way, help with your hunting equipment or have anything to do with harvested animals.

One clear day before hunting

FCNSW plan their commercial activities around hunting and other recreational uses. One full day must pass between a booking and a hunt to allow them to modify their work schedule and accommodate hunters.

For example, if you request Written Permission on Monday, the earliest you may start hunting is Wednesday. This allows FCNSW to check the booking system on Tuesday and change their plans if needed.

The one clear day rule only applies to the first permission issued on any day for any forest.

For example, if you request Written Permission on Monday and see that there is already a booking in that forest on that day, you may hunt from Monday instead of Wednesday as the one clear day has already been observed.

Wear blaze orange

It's compulsory to wear an item of blaze orange on the upper part of your body when hunting in a State forest. Hunters wearing blaze orange are easily seen even through dense landscapes and dim light – being seen is essential to safe, responsible hunting on public land.

Your blaze orange item can be:

- hat
- beanie
- shirt
- jumper
- jacket
- vest.



Harvest returns

A harvest return gathers important information about the number of animals seen or harvested from public land by R-Licence hunters.

You must submit a harvest return after each hunt. You can lodge a harvest return online, over the

phone or by posting, emailing or faxing the completed form from your Written Permission.

When you log into online services you will be prompted to submit any outstanding harvest returns. If you have two outstanding harvest returns you will not be able to book any more hunts until you have completed them.

Your ability to book hunts will be blocked until you have completed a return for at least one of your permissions. You need to complete a return after every hunt, even if you did not see or harvest any animals or if you did not go hunting.

We use the information you gather to develop quarterly Species reports showing whether a species is present in each forest. You can access the reports using online licence holder services.

State forests open to hunting

A list of NSW State forests that are open to hunting is available on the DPI website dpi.nsw.gov.au/hunting. The list is a general guide only and does not reflect forests that are temporarily closed or that have been re-categorised.

You should always login to online licence holder services for the current list of hunting forests.

EXPLORE THE POSSIBILITIES



Get a NSW Game Hunting Licence and get access to 2 million hectares of public land, important education and safety programs and native game bird hunting opportunities.

Your game hunting licence includes \$20 million public liability insurance.

We use your game hunting licence fees to combat illegal hunting and to fund research into game and feral animals.

18P8707

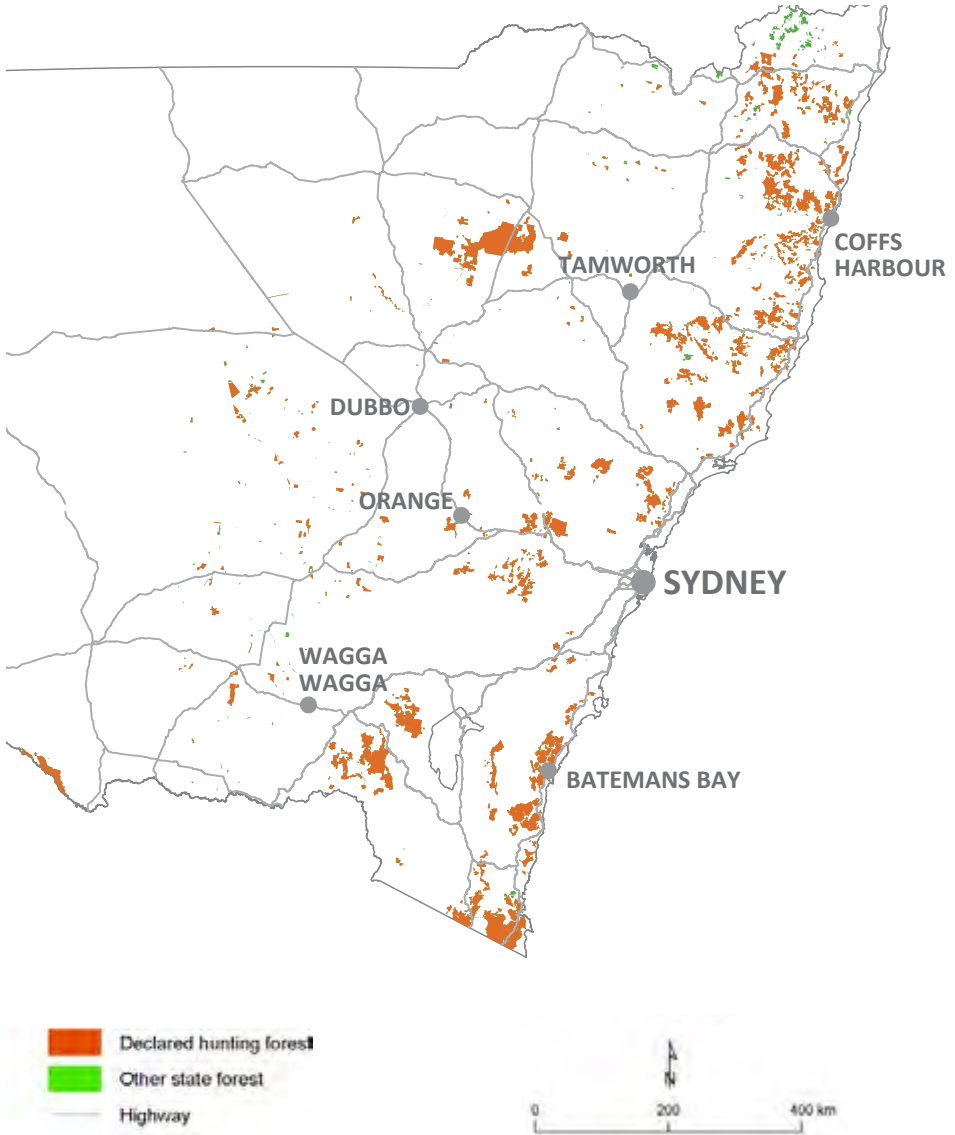
DPI.NSW.GOV.AU/HUNTING

**INSURED
HUNTING**



Department of
Primary Industries

Declared State forests in NSW





Regulations for hunting on public land

If you are hunting with permission on private land, or land you own, you are exempt from these regulations.

The rules and regulations set out in the *Game and Feral Animal Control Act 2002* and its Regulation 2012 apply to all game hunting licence holders in NSW.

The rules for hunting on public land though, are determined by an assessment of the potential risk of game licence holders hunting alongside forestry employees and other recreational forest users.

Written permission to hunt on public land

- You must obtain written permission to hunt on declared public hunting land from the land manager or from DPI on behalf of the land manager, before you hunt.
- You must be able to produce your written permission that is issued for hunting on that land, for inspection when requested by an inspector, police officer or the land manager.
- You must comply with any conditions that form part of the written permission to hunt on that land, such as the specific rules for hunting in State forests that are detailed below.
- You must comply with any reasonable direction given to you about your hunting by the land manager.

Hunting from motor vehicles on public land

- You must not hunt, or cause, permit or assist another to hunt, any animal from a motor vehicle on or across a road located on declared public hunting land.

Use of dogs on public land

Any dog being used to hunt on public land must:

- be registered and microchipped
- be wearing a collar with a metal tag or label that is securely attached and that has the name, address and telephone number of the dogs' owner legibly printed
- be wearing a radio tracking collar or be on a lead.

You must not abandon any dog you use to hunt on public land.

Use of dogs to hunt pigs on public land

- Any dog you are using to hunt pigs on public land can only locate, bail or hold pigs. The dog must not kill, unnecessarily maul or injure the pig or chase any other species of animal.
- If you are hunting alone, you may use up to three dogs to locate, bail or hold pigs.
- If you are hunting in a group, you may use up to five dogs between the group to locate, bail or hold pigs.

- If you are hunting for pigs using dogs from a motor vehicle on public land, the dogs must be tied up, caged or otherwise restrained when the vehicle is moving.
- Any dog you are using to hunt pigs on public land must not be allowed to search for or chase pigs onto adjacent lands, unless you have permission to hunt on that land, granted by the land owner or manager, in addition to your public land written permission.

Directions to leave or not to enter declared public hunting land

If an inspector has reason to believe that you are committing or about to commit a game hunting offence, they may direct you to leave or not to enter any declared public hunting land they specify in the direction.

Interfering with authorised hunting on public land

If you are a licensed and permitted hunter, no other person may interfere with, prevent or hinder your lawful hunting or retrieval of game animals on public land.

Specific rules for hunting in State forests

There are specific rules that apply to all Restricted licence holders when they hunt in NSW State forests. These rules apply to everyone who hunts on State forest and were formerly part of your Written Permission.

Some of these rules are based on hunting legislation and ethics; others are determined by the annual risk assessment.

Written permission

Before you may hunt on NSW State forests, you must first obtain written permission from DPI.

Each hunter needs their own written permission.

Included in the Written Permission are:

- safety and advisory information specific to the selected forest
- allowable hunting methods specific to the selected forest
- what species can be hunted in the selected forest.

Written permissions list the conditions that are specific to your hunt in a specific forest, such as:

- the dates you have booked to hunt
- your vehicle details
- allowed hunting methods
- details of any dogs you will use
- species allowed to be hunted
- conditions specific to each area
- areas excluded to hunting.

You must read, understand and sign your written permission before it is valid.



WRITTEN PERMISSION CONDITIONS

You must observe the following conditions each time you hunt on a State forest in NSW. Breaching any of these conditions is an offence. A range of penalties apply to breaches of licence conditions.

Rights of other users

You must not obstruct or impede the right of any other person who is lawfully using the State forest while you are hunting.

Blaze orange clothing

You must wear an item of blaze orange at all times while hunting. The item must be worn externally, on the upper part of your body and can be a:

- hat
- beanie
- shirt
- jumper
- jacket
- vest.

Sighting in and target practice

You are not permitted to sight-in or target practice with firearms, clay targets or archery equipment in State forests.

Mandatory use of a Global Positioning System (GPS) device

You must carry an operational Global Positioning System (GPS) device at all times while hunting in a State forest.

Minor hunters are exempt from this requirement as they must hunt in the company of an adult licence holder who must carry a GPS.

Your GPS device must be loaded with current maps that show the hunting and exclusion zones for the area you are hunting, downloaded from DPI.

You must be able to show your current position on the device at all times while hunting.

Possession of firearms and hunting equipment in State forests

Your written permission authorises you to hunt using specific methods in each State forest. It also allows you to be in possession of hunting equipment in the State forest that your permission is issued for. The hunting equipment in your possession must match the methods allowable in the forest you are in and also the categories on your R-Licence.

You are not allowed to possess firearms and/or hunting equipment (including; bows, traps, nets, snares, poisons, explosives, spears and other hunting devices) in a State forest unless you have written permission to hunt using that equipment in that State forest at that time.

Your hunting equipment must be locked away and not readily accessible at times when you are not hunting. You must not carry loaded firearms in your vehicle.

You may legally have your hunting equipment in that forest from one whole day before your permission starts, through to one whole day after your permission ends, provided it is stored and not readily accessible.

The hunting equipment you carry must relate to your approved R-Licence categories as well as the methods allowed in that forest.

Exclusion zones

You may only hunt on land that is identified as a hunting area on your written permission or GPS maps.

You must not hunt in areas marked as exclusion zones.

General hunting exclusion zones

General hunting exclusion zones are marked on your written permission and GPS maps as areas where hunting is not permitted.

You are allowed to travel through a general hunting exclusion zone if you hold a written permission.

Before traversing the exclusion zone, all firearms must be unloaded and ammunition stored separately from the firearm, arrows must be placed in an appropriate container and all hunting dogs must be restrained or confined.

Total public exclusion zones

Total public exclusion zones are marked on your written permission and GPS maps as areas where hunting is not permitted.

The Forestry Corporation of NSW (FCNSW) also places signs at each road entrance into a Total Public Exclusion Zone. The signs advise that only authorised people are able to enter those areas.

You may not enter or travel through a Total Public Exclusion Zone at any time.

Exclusion zones continued

Temporary hunting exclusion zones and other sign-posted area

Temporary hunting exclusion zones may not be identified on your written permission or GPS maps. They will be identified by signs erected by FCNSW.

You must observe all temporary exclusion zone signs and must not hunt in that zone. All FCNSW operational signage must be adhered to as well.

You are allowed to travel through a temporary hunting exclusion zone or other sign-posted area.

Before traversing the exclusion zone, all firearms must be unloaded and ammunition stored separately from the firearm, arrows must be placed in an appropriate container and all hunting dogs must be restrained or confined.

Fires

You must not hunt a State forest during a Total Fire Ban.

It's your responsibility to know whether there is a Total Fire Ban in force before you hunt.

This information is available on the Rural Fire Service website rfs.nsw.gov.au.

Bans on solid fuel fires are in force in all areas, including camping grounds, when signs are displayed at State forest entrances.

Hunting from vehicles

All firearm and bow hunting must be conducted on foot.

Hunting times

You may hunt using a firearm or bow from 30 minutes before sunrise through to 30 minutes after sunset.

Hunting pigs at night with dogs

Certain State forests permit pig hunting with dogs at night. When you book a forest that allows night-time pig dog hunting, you will need to tick a box in the booking system to indicate you will be hunting at night. Written permissions also indicate whether hunting pigs at night is allowed.

Special regulations apply to hunting pigs with dogs at night, for the period 30 minutes after sunset through to 30 minutes before sunrise.

- Hunters must operate as a team, with a minimum of two hunters who each hold a Restricted licence and written permission to hunt.
- Hunters must carry a torch, UHF radio and GPS loaded with current mapping data.
- A form of illumination must be attached to each hunting dog.
- No firearms are to be carried on the hunt (including in the vehicle).
- No spotlights (an artificial light source powered by 4.5 volts or more) may be used on the hunt.

Livestock on public land

Domestic stock (including ear-tagged goats and pigs) may be present in declared hunting areas. Livestock must not be harassed, harmed or unnecessarily disturbed.

Rubbish and toilet waste

All rubbish is to be kept in a container or bag and must be taken out of the written permission area when leaving. All toilet waste and toilet paper must be buried to a depth of at least 15 centimetres.

Mandatory hunter return

You must submit a Hunter Return for each written permission you are issued within 30 days of the expiry of the permission.

Hunter Returns can be lodged using online licence holder services. Failure to submit a Hunter Return may lead to suspension from the written permission booking system or further penalties.

Use of vehicles

It is an offence to drive or park unregistered vehicles (including motor cycles and ATV's) on State forests.

Unregistered vehicles must not be used for hunting or taken into State forest areas.

A 60 km/h speed limit applies in all State forests.

Tree stands

Tree stands must not be used on public land.



HUNTER EDUCATION



DPI is committed to educated, responsible, safe and ethical hunters in NSW. We also want further education and training opportunities to be available to all hunters who seek it.

The Hunter Learning, Education & Accreditation Program (known as Hunter LEAP) allows your local hunting club or industry retailer access to education and training programs developed by DPI. The program benefits members and customers by making hunter education accessible and flexible.

Training opportunities include:

- accreditation for the NSW Restricted game hunting licence
- firearms and hunting safety training
- hunting skill and technique short courses
- weekend workshops.

The DPI Firearms and Hunting Safety Training Course is a NSW Police Force approved course for new firearms licence applicants.

Training packages for Hunter LEAP short courses and workshops are released progressively.

At a minimum, Hunter LEAP Training Packages include:

- student handbook
- PowerPoint presentation
- detailed session plan
- participant feedback form.

In the case of assessments, such as for the R-Licence and firearms course, additional information and guidance is provided.

Our Hunter LEAP policy is the framework we use for managing and delivering education and training through this program. Providers and Trainers receive a copy of the policy with their introductory kits.

Hunter LEAP Providers

Only Approved Hunting Organisations (AHOs) and hunting/outdoor industry business are eligible to access DPI training material by becoming a Hunter LEAP Provider.

Providers schedule and advertise training events as well as ensure that DPI material is delivered according to our guidelines, procedures and standards.

Providers are also responsible for nominating Trainers who can deliver the material we supply.

If your organisation or employer would like access to the Hunter LEAP education package, fill in *Form HL-A – Application to become accredited as a Hunter LEAP Provider*.

Benefits for clubs include:

- attract new members or customers who want to qualify for a NSW R-Licence
- access best practice hunter education material that allows for structured or flexible delivery
- no application fee or ongoing costs – fee-free hunter education
- ability to cost-recover from members or customers with recommended minimum fees
- increased opportunities for club/retail events and promotions
- access to a DPI support team located in Parramatta, dedicated to our Hunter LEAP Partners.

Hunter LEAP Trainers

Hunter LEAP Trainers are on the ground, delivering Hunter LEAP material to participants and conducting assessments on behalf of their Provider club or association. They are volunteers who give their time and expertise to raising hunting standards in NSW.

Talk to your club about becoming a Hunter LEAP Trainer with their endorsement. To apply, fill in *Form HL-B – Application to become accredited as a Hunter LEAP Trainer*.

As Trainers are actively dealing with hunters, including minors, there are several requirements to meet before applying.

Trainers must:

- have a current R-Licence or an Accreditation Certificate showing they have passed the mandatory component of the R-Licence Accreditation Course
- submit a Working with Children check
- undergo a criminal history check
- for firearms and hunting safety training – be a NSW Police Approved firearms safety trainer.

Your introductory Trainer kit contains the Hunter LEAP Trainer's Guide: Training standards and techniques. Trainers are required to read, understand and abide by the guide.

HUNT BETTER HUNT SAFER

+

Join thousands of hunters who have taken up a NSW Game Hunting Licence and learnt important skills to improve hunter safety.

The NSW Game Hunting Licence provides your access to Hunter LEAP (Learning Education, Accreditation Program) which includes accreditation courses, short courses and workshops.

Your game hunting licence includes \$20 million public liability insurance.

We use your game hunting licence fees to combat illegal hunting and to fund research into game and feral animals.

TBPB707

DPI.NSW.GOV.AU/HUNTING

**INSURED
HUNTING**



Department of
Primary Industries

INLAND BOWFISHING TRIAL

An 18-month restricted trial of bowfishing for Carp in specified inland waterways commenced in December 2015. The DPI trial is managed by Fisheries NSW alongside the Game Licensing Unit.

Bowfishing is a crossover between fishing and hunting. Bowfishers use specialised archery equipment (fishing arrows and reels attached to traditional recurve and compound bows) to shoot and retrieve fish.

To take part in the trial you need:

- a NSW Recreational Fishing Fee Receipt (fishing licence)
- a NSW Restricted Game Hunting Licence (hunting licence) endorsed for bowhunting OR an Accreditation Certificate showing you have completed the mandatory and bowhunting modules of the R-Licence Accreditation Course
- a section 37 permit
- an intention to bowfish.

More information on the Bowfishing for Carp in specified inland waterways trial is available at dpi.nsw.gov.au/hunting.



RECREATIONAL FISHING IN NSW



Fishing in NSW

NSW is renowned for having some of the best fishing locations of anywhere in the country and recreational fishing is enjoyed by 850,000 anglers every year. The NSW recreational fishing industry is extremely valuable to our coastal and inland communities and generates about \$3.4 billion of economic activity into the NSW economy each year. The industry also creates the equivalent of about 14,000 fulltime jobs.

NSW Recreational Fishing Licence Fee

When fishing in NSW waters, both freshwater and saltwater, you are required by law to pay the NSW Recreational Fishing Fee and carry a

receipt showing the payment of the fee. This applies when line fishing (rod or hand line); spear fishing; bait collecting or when collecting invertebrates using methods such as hand gathering; digging; pumping; trapping and prawn netting. This also applies when in possession of fishing gear in, on or adjacent to waters.

NSW Recreational Fishing Trusts

All money raised by the NSW Recreational Fishing Fee is placed into the Recreational Fishing Trusts and spent on a wide range of salt and fresh water projects that directly benefit the recreational fishing sector.

This includes:

- Inland fish stocking of native fish and trout and salmon to boost our local fish stocks.
- Artificial reefs to create more fish habitat and new fishing locations.
- Fish aggregating devices to provide opportunities for anglers to target fast growing pelagic species such as dolphinfish, tunas and even marlin.
- Habitat action grants for the community to rehabilitate aquatic fish habitat.
- Fishcare Volunteers and kids fishing workshops.
- Promoting sustainable recreational fishing in primary schools through the Get Hooked... its fun to fish education program.
- Fishing platforms and fish cleaning facilities.
- Many more projects – check out dpi.nsw.gov.au/fishing/recreational/recreational-fishing-fee/licence-fees-at-work

Where do I pay the recreational fishing licence fee

- online at onegov.nsw.gov.au
- by calling 1300 369 365 (Visa and Mastercard only)
- most tackle shops, as well as many caravan parks, local shops and service stations
- many Kmart stores in NSW.

How much is the fee

- \$7 for three days
- \$14 for one month
- \$35 for one year
- \$85 for three years.

Exemptions

- Persons under the age of 18.
- An adult assisting persons under the age of 18 to take fish using a single rod per child or to take prawns using a single dip or scoop net per child.
- A person fishing in a private dam with a surface area of two hectares or less.
- An Indigenous Australian.

To find out more about recreational fishing in NSW visit: dpi.nsw.gov.au/fishing/recreational.

Check out the new FishSmart app created by NSW DPI to provide recreational fishers 24/7 access to essential information they need to know to fish in NSW.

SHUT THE GATE ON ILLEGAL HUNTING

Illegal hunting affects community safety and tarnishes the reputation of licensed, responsible hunters. We've partnered with the NSW Police Force to respond to illegal activities on public land in NSW.

Help us *Shut the Gate on Illegal Hunting* by reporting any illegal activities you see while hunting. Useful information includes:

- date, time and place
- details about the offender/s
- vehicle type and registration
- type of illegal activity.

Support your community and your neighbours – help us address illegal hunting by reporting it each and every time it occurs.

Phone: Crime Stoppers 1800 333 000

Mobile/online:
www.crimestoppers.com.au

For your safety, do not confront any individual you see doing the wrong thing.

MORE INFORMATION

For more information on any topic in this hunting guide, visit dpi.nsw.gov.au/hunting

Our customer service team is available Monday to Friday between 8.30 am and 4.30 pm.

Phone: 02 6363 7650

Email: game.licensing@dpi.nsw.gov.au



Shut the gate on **ILLEGAL HUNTING**

To report illegal hunting
call **Crime Stoppers** on
1800 333 000

or report it online at
www.crimestoppers.com.au

For information on hunting
regulations in NSW go to the DPI
Game Licensing Unit homepage
www.dpi.nsw.gov.au/hunting



Department of
Primary Industries



NSW Police Force